



ALL SCENES MASTER GROUND PLAN

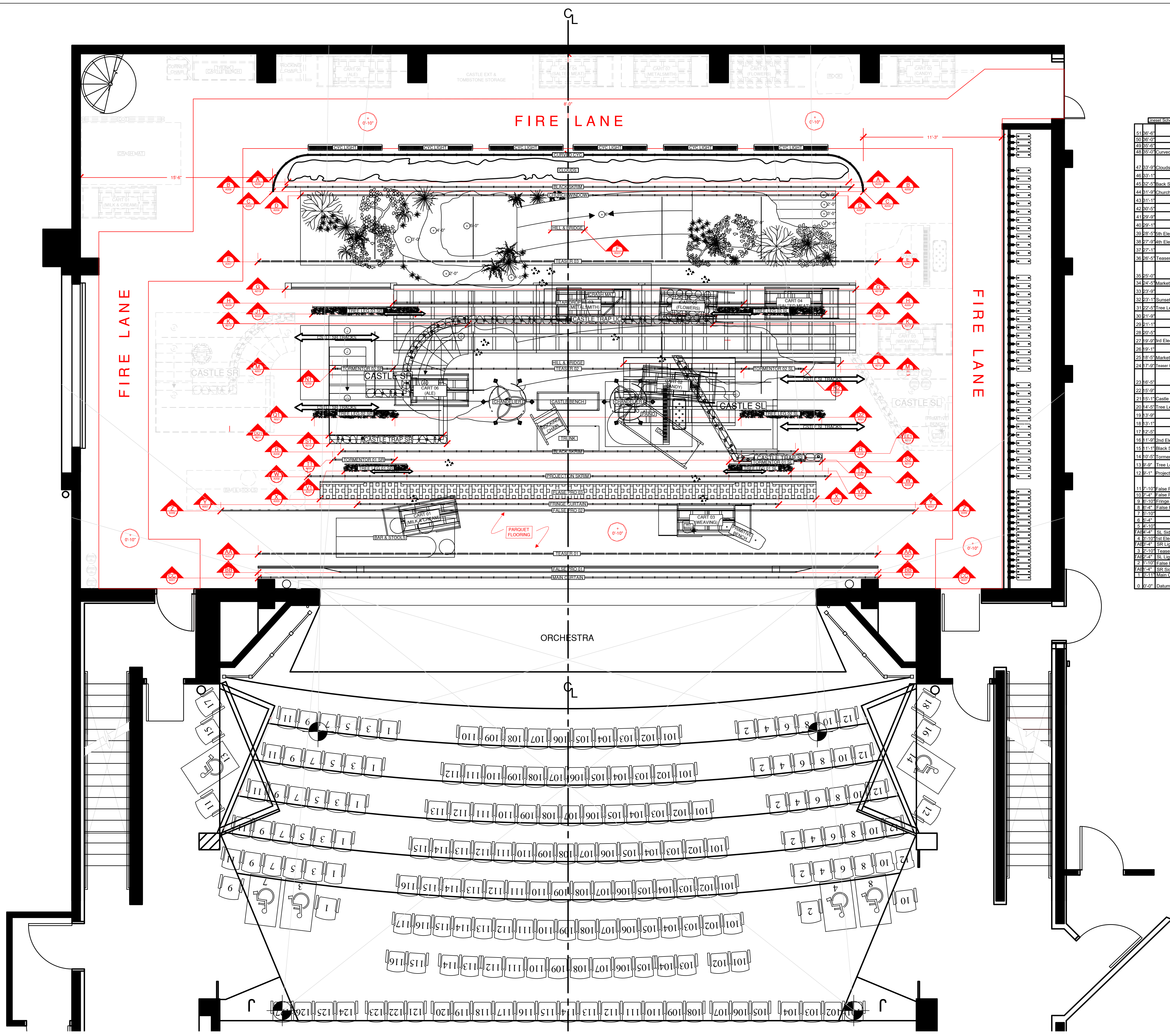
CONTENT:

DISCLOSURE:

THESE DRAWINGS REPRESENT VISUAL CONCEPTS AND CONSTRUCTION SUGGESTIONS ONLY. IT IS NOT THE DESIGNER'S RESPONSIBILITY TO DETERMINE STRUCTURAL APPROPRIATENESS OF THIS PROPOSAL. CONSULT WITH ARCHITECT FOR CONSTRUCTION HANDLING OF USE OF SCENIC ENGINEERING. CONSULT WITH ARCHITECT FOR CONSTRUCTION HANDLING OF USE OF SCENIC ENGINEERING. CONSULT WITH ARCHITECT FOR CONSTRUCTION HANDLING OF USE OF SCENIC ENGINEERING.

MALLORY GABBARD

- NOTES**
- SEE ELEVATION FOR WINDOW & DOOR HEIGHTS
 - SEE DOOR & WINDOW SCHEDULE ON SHEET # A-014
 - SEE SHEET A-003 FOR DECK DIMENSIONS
 - "HILL & BRIDGE" / "CASTLE EXT SR" & "CASTLE EXT SL" ALL AUTOMATED TRACKING
 - SEE 'PROPERTY PACKET' FOR CONSTRUCTION DIMS & SCENIC REFERENCES FOR ALL PROP SCENERY/STYLIZED LIGHTING/ETC
 - FOR ROUGH SPECS SEE PAGES A-026 - A-029



| ITEM | DESCRIPTION | HEIGHT |
|------|-----------------|------------|
| 1 | Datum | 0'-0" |
| 2 | Main Curtain | 0'-0" |
| 3 | SR Side Table | 0'-0" |
| 4 | SR Light Ladder | 22'-6 1/2" |
| 5 | SR Light Ladder | 22'-6 1/2" |
| 6 | SR Light Ladder | 22'-6 1/2" |
| 7 | SR Light Ladder | 22'-6 1/2" |
| 8 | SR Light Ladder | 22'-6 1/2" |
| 9 | SR Light Ladder | 22'-6 1/2" |
| 10 | SR Light Ladder | 22'-6 1/2" |
| 11 | SR Light Ladder | 22'-6 1/2" |
| 12 | SR Light Ladder | 22'-6 1/2" |
| 13 | SR Light Ladder | 22'-6 1/2" |
| 14 | SR Light Ladder | 22'-6 1/2" |
| 15 | SR Light Ladder | 22'-6 1/2" |
| 16 | SR Light Ladder | 22'-6 1/2" |
| 17 | SR Light Ladder | 22'-6 1/2" |
| 18 | SR Light Ladder | 22'-6 1/2" |
| 19 | SR Light Ladder | 22'-6 1/2" |
| 20 | SR Light Ladder | 22'-6 1/2" |
| 21 | SR Light Ladder | 22'-6 1/2" |
| 22 | SR Light Ladder | 22'-6 1/2" |
| 23 | SR Light Ladder | 22'-6 1/2" |
| 24 | SR Light Ladder | 22'-6 1/2" |
| 25 | SR Light Ladder | 22'-6 1/2" |
| 26 | SR Light Ladder | 22'-6 1/2" |
| 27 | SR Light Ladder | 22'-6 1/2" |
| 28 | SR Light Ladder | 22'-6 1/2" |
| 29 | SR Light Ladder | 22'-6 1/2" |
| 30 | SR Light Ladder | 22'-6 1/2" |
| 31 | SR Light Ladder | 22'-6 1/2" |
| 32 | SR Light Ladder | 22'-6 1/2" |
| 33 | SR Light Ladder | 22'-6 1/2" |
| 34 | SR Light Ladder | 22'-6 1/2" |
| 35 | SR Light Ladder | 22'-6 1/2" |
| 36 | SR Light Ladder | 22'-6 1/2" |
| 37 | SR Light Ladder | 22'-6 1/2" |
| 38 | SR Light Ladder | 22'-6 1/2" |
| 39 | SR Light Ladder | 22'-6 1/2" |
| 40 | SR Light Ladder | 22'-6 1/2" |
| 41 | SR Light Ladder | 22'-6 1/2" |
| 42 | SR Light Ladder | 22'-6 1/2" |
| 43 | SR Light Ladder | 22'-6 1/2" |
| 44 | SR Light Ladder | 22'-6 1/2" |
| 45 | SR Light Ladder | 22'-6 1/2" |
| 46 | SR Light Ladder | 22'-6 1/2" |
| 47 | SR Light Ladder | 22'-6 1/2" |
| 48 | SR Light Ladder | 22'-6 1/2" |
| 49 | SR Light Ladder | 22'-6 1/2" |
| 50 | SR Light Ladder | 22'-6 1/2" |
| 51 | SR Light Ladder | 22'-6 1/2" |

GP ALL SCENES: MASTER GROUND PLAN SCALE: 1/2" = 1'-0"



ALL SCENES SECTION STAGE RIGHT

NA
BOOK & LYRICS: ALAN JAY LERNER | MUSIC: FREDERICK LOEWE
MALLORY GABBARD

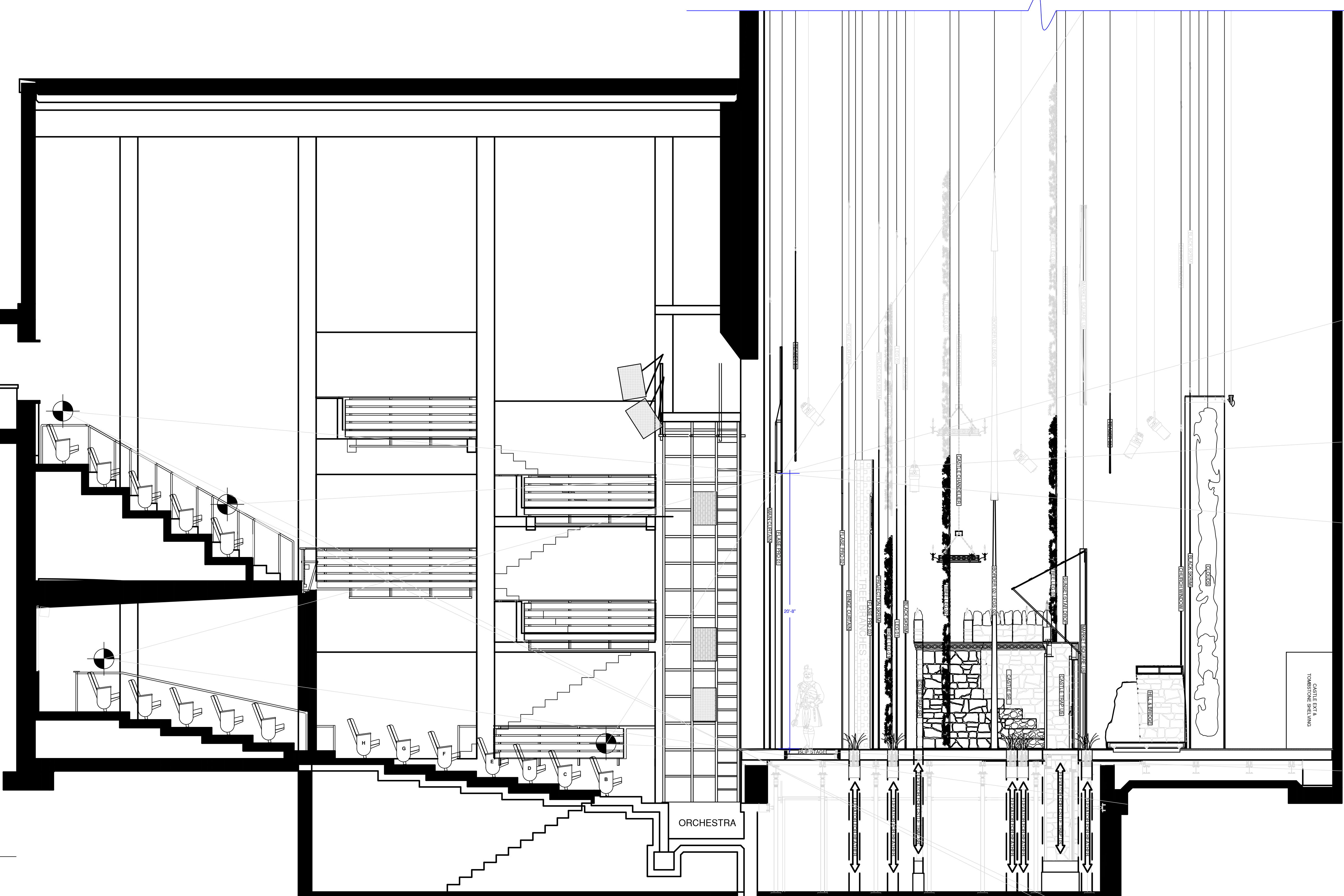
CONTENT:
DIRECTOR:
PLAYWRIGHT:
DESIGNER:
DATE:
SCALE:
REVISED DATE:
DRAWN BY:

DISCLOSURE:

THESE DRAWINGS REPRESENT VISUAL CONCEPTS AND CONSTRUCTION SUGGESTIONS ONLY. IT IS NOT THE DESIGNER'S RESPONSIBILITY TO DETERMINE STRUCTURAL APPROPRIATENESS OF THIS DESIGN AND THE DESIGNER DOES NOT ASSUME RESPONSIBILITY FOR IMPROPER ENGINEERING, CONSTRUCTION, HANDLING, OR USE OF THIS SCENERY. CLIENTS ARE URGED TO CONSULT WITH AN ENGINEER AND ARCHITECT TO VERIFY THE PROPOSAL ARE SOUND. CORRECTED ANY ERRORS AND ADVISE OF CHANGES THAT THEY RECOMMENDED.
ALL DIMENSIONS SHOULD BE VERIFIED ON SITE AND ADJUSTED ACCORDINGLY.

MALLORY GABBARD

| NO. | DESCRIPTION | QTY | UNIT |
|-----|------------------------|-----|------|
| 1 | CASTLE EXTERIOR WALL | 1 | EA |
| 2 | CASTLE EXTERIOR ROOF | 1 | EA |
| 3 | CASTLE EXTERIOR STAIRS | 1 | EA |
| 4 | CASTLE EXTERIOR FENCE | 1 | EA |
| 5 | CASTLE EXTERIOR GARDEN | 1 | EA |
| 6 | CASTLE EXTERIOR BRIDGE | 1 | EA |
| 7 | CASTLE EXTERIOR TOWER | 1 | EA |
| 8 | CASTLE EXTERIOR WALL | 1 | EA |
| 9 | CASTLE EXTERIOR ROOF | 1 | EA |
| 10 | CASTLE EXTERIOR STAIRS | 1 | EA |
| 11 | CASTLE EXTERIOR FENCE | 1 | EA |
| 12 | CASTLE EXTERIOR GARDEN | 1 | EA |
| 13 | CASTLE EXTERIOR BRIDGE | 1 | EA |
| 14 | CASTLE EXTERIOR TOWER | 1 | EA |
| 15 | CASTLE EXTERIOR WALL | 1 | EA |
| 16 | CASTLE EXTERIOR ROOF | 1 | EA |
| 17 | CASTLE EXTERIOR STAIRS | 1 | EA |
| 18 | CASTLE EXTERIOR FENCE | 1 | EA |
| 19 | CASTLE EXTERIOR GARDEN | 1 | EA |
| 20 | CASTLE EXTERIOR BRIDGE | 1 | EA |
| 21 | CASTLE EXTERIOR TOWER | 1 | EA |
| 22 | CASTLE EXTERIOR WALL | 1 | EA |
| 23 | CASTLE EXTERIOR ROOF | 1 | EA |
| 24 | CASTLE EXTERIOR STAIRS | 1 | EA |
| 25 | CASTLE EXTERIOR FENCE | 1 | EA |
| 26 | CASTLE EXTERIOR GARDEN | 1 | EA |
| 27 | CASTLE EXTERIOR BRIDGE | 1 | EA |
| 28 | CASTLE EXTERIOR TOWER | 1 | EA |
| 29 | CASTLE EXTERIOR WALL | 1 | EA |
| 30 | CASTLE EXTERIOR ROOF | 1 | EA |
| 31 | CASTLE EXTERIOR STAIRS | 1 | EA |
| 32 | CASTLE EXTERIOR FENCE | 1 | EA |
| 33 | CASTLE EXTERIOR GARDEN | 1 | EA |
| 34 | CASTLE EXTERIOR BRIDGE | 1 | EA |
| 35 | CASTLE EXTERIOR TOWER | 1 | EA |
| 36 | CASTLE EXTERIOR WALL | 1 | EA |
| 37 | CASTLE EXTERIOR ROOF | 1 | EA |
| 38 | CASTLE EXTERIOR STAIRS | 1 | EA |
| 39 | CASTLE EXTERIOR FENCE | 1 | EA |
| 40 | CASTLE EXTERIOR GARDEN | 1 | EA |
| 41 | CASTLE EXTERIOR BRIDGE | 1 | EA |
| 42 | CASTLE EXTERIOR TOWER | 1 | EA |
| 43 | CASTLE EXTERIOR WALL | 1 | EA |
| 44 | CASTLE EXTERIOR ROOF | 1 | EA |
| 45 | CASTLE EXTERIOR STAIRS | 1 | EA |
| 46 | CASTLE EXTERIOR FENCE | 1 | EA |
| 47 | CASTLE EXTERIOR GARDEN | 1 | EA |
| 48 | CASTLE EXTERIOR BRIDGE | 1 | EA |
| 49 | CASTLE EXTERIOR TOWER | 1 | EA |
| 50 | CASTLE EXTERIOR WALL | 1 | EA |
| 51 | CASTLE EXTERIOR ROOF | 1 | EA |
| 52 | CASTLE EXTERIOR STAIRS | 1 | EA |
| 53 | CASTLE EXTERIOR FENCE | 1 | EA |
| 54 | CASTLE EXTERIOR GARDEN | 1 | EA |
| 55 | CASTLE EXTERIOR BRIDGE | 1 | EA |
| 56 | CASTLE EXTERIOR TOWER | 1 | EA |
| 57 | CASTLE EXTERIOR WALL | 1 | EA |
| 58 | CASTLE EXTERIOR ROOF | 1 | EA |
| 59 | CASTLE EXTERIOR STAIRS | 1 | EA |
| 60 | CASTLE EXTERIOR FENCE | 1 | EA |
| 61 | CASTLE EXTERIOR GARDEN | 1 | EA |
| 62 | CASTLE EXTERIOR BRIDGE | 1 | EA |
| 63 | CASTLE EXTERIOR TOWER | 1 | EA |
| 64 | CASTLE EXTERIOR WALL | 1 | EA |
| 65 | CASTLE EXTERIOR ROOF | 1 | EA |
| 66 | CASTLE EXTERIOR STAIRS | 1 | EA |
| 67 | CASTLE EXTERIOR FENCE | 1 | EA |
| 68 | CASTLE EXTERIOR GARDEN | 1 | EA |
| 69 | CASTLE EXTERIOR BRIDGE | 1 | EA |
| 70 | CASTLE EXTERIOR TOWER | 1 | EA |
| 71 | CASTLE EXTERIOR WALL | 1 | EA |
| 72 | CASTLE EXTERIOR ROOF | 1 | EA |
| 73 | CASTLE EXTERIOR STAIRS | 1 | EA |
| 74 | CASTLE EXTERIOR FENCE | 1 | EA |
| 75 | CASTLE EXTERIOR GARDEN | 1 | EA |
| 76 | CASTLE EXTERIOR BRIDGE | 1 | EA |
| 77 | CASTLE EXTERIOR TOWER | 1 | EA |
| 78 | CASTLE EXTERIOR WALL | 1 | EA |
| 79 | CASTLE EXTERIOR ROOF | 1 | EA |
| 80 | CASTLE EXTERIOR STAIRS | 1 | EA |
| 81 | CASTLE EXTERIOR FENCE | 1 | EA |
| 82 | CASTLE EXTERIOR GARDEN | 1 | EA |
| 83 | CASTLE EXTERIOR BRIDGE | 1 | EA |
| 84 | CASTLE EXTERIOR TOWER | 1 | EA |
| 85 | CASTLE EXTERIOR WALL | 1 | EA |
| 86 | CASTLE EXTERIOR ROOF | 1 | EA |
| 87 | CASTLE EXTERIOR STAIRS | 1 | EA |
| 88 | CASTLE EXTERIOR FENCE | 1 | EA |
| 89 | CASTLE EXTERIOR GARDEN | 1 | EA |
| 90 | CASTLE EXTERIOR BRIDGE | 1 | EA |
| 91 | CASTLE EXTERIOR TOWER | 1 | EA |
| 92 | CASTLE EXTERIOR WALL | 1 | EA |
| 93 | CASTLE EXTERIOR ROOF | 1 | EA |
| 94 | CASTLE EXTERIOR STAIRS | 1 | EA |
| 95 | CASTLE EXTERIOR FENCE | 1 | EA |
| 96 | CASTLE EXTERIOR GARDEN | 1 | EA |
| 97 | CASTLE EXTERIOR BRIDGE | 1 | EA |
| 98 | CASTLE EXTERIOR TOWER | 1 | EA |
| 99 | CASTLE EXTERIOR WALL | 1 | EA |
| 100 | CASTLE EXTERIOR ROOF | 1 | EA |



- NOTES
- SEE ELEVATION FOR WINDOW & DOOR HEIGHTS
 - SEE DOOR & WINDOW SCHEDULE ON SHEET A-TBD

01 ALL SCENES MASTER SECTION STAGE RIGHT
SCALE: 1/2" = 1'-0"

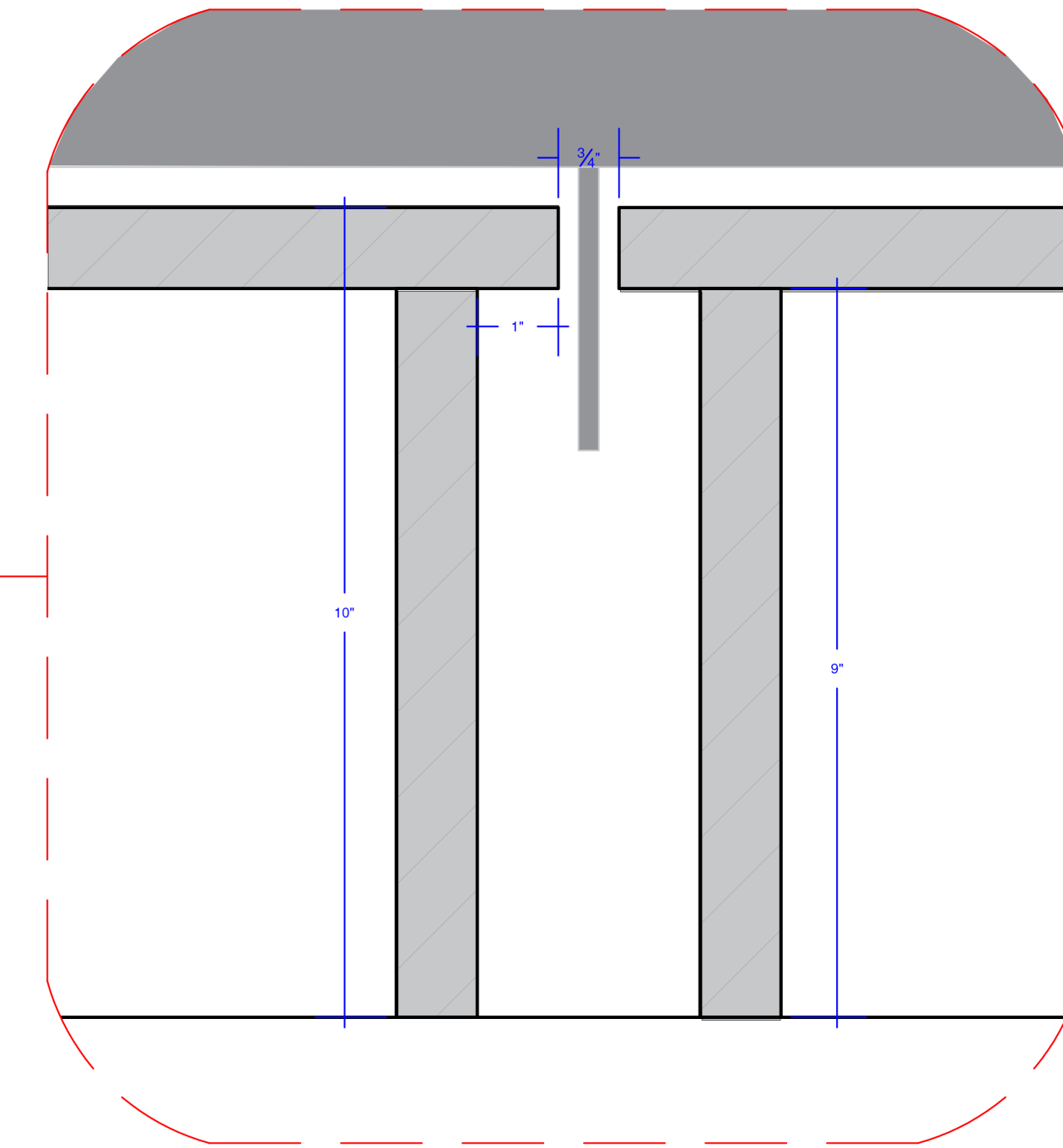
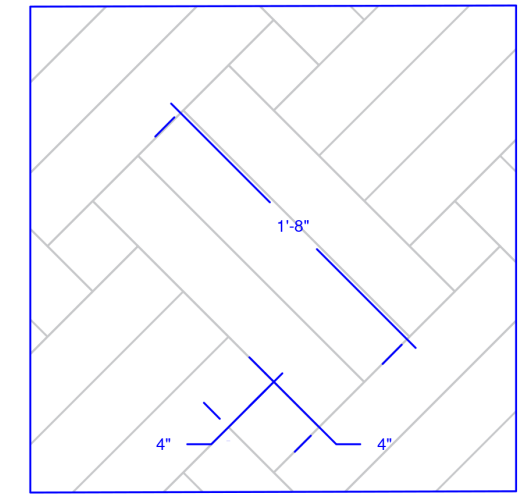


DECK PLAN & SECTIONS

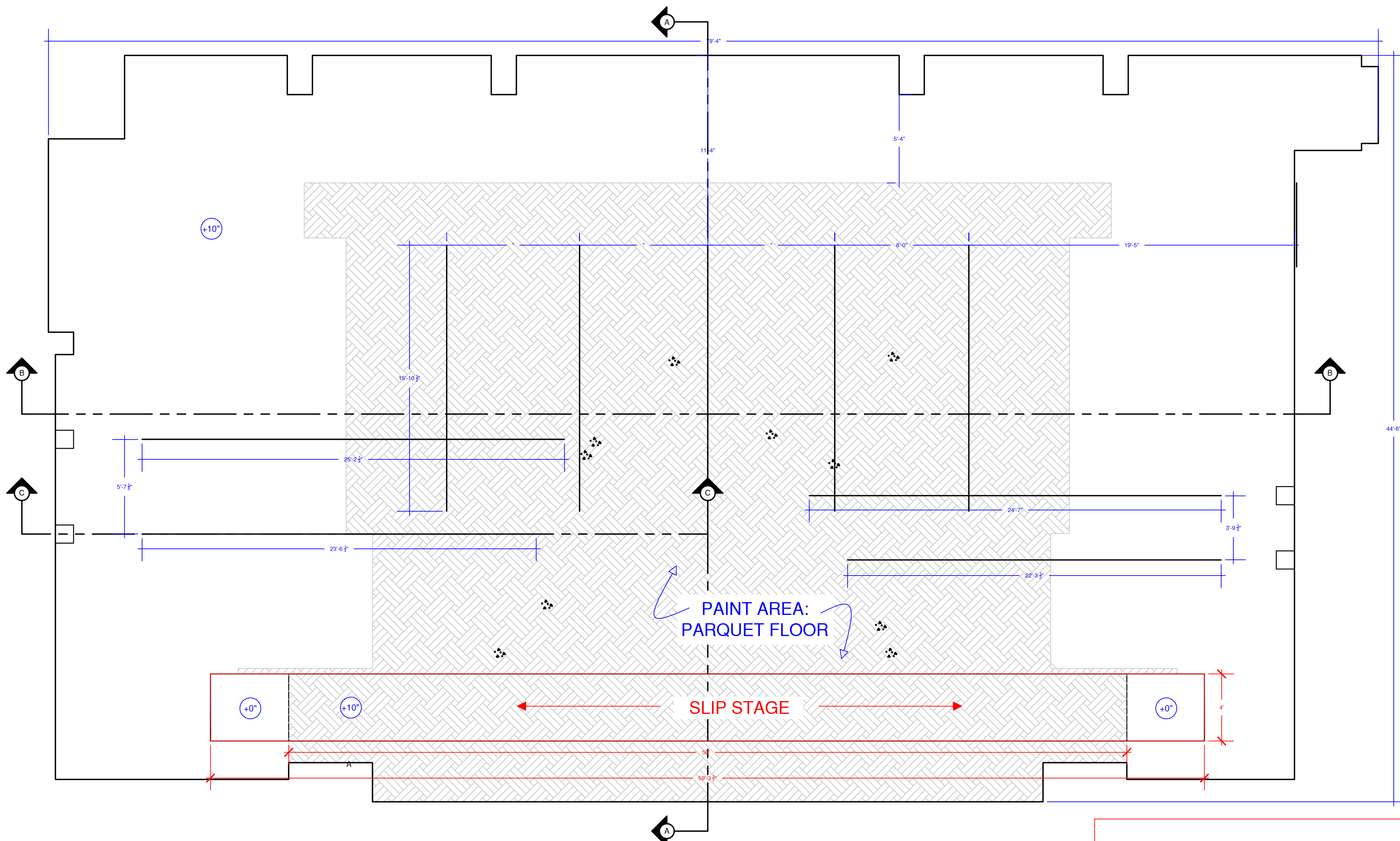
CONTENT:

THESE DRAWINGS REPRESENT VISUAL CONCEPTS AND CONSTRUCTION SUGGESTIONS ONLY. IT IS NOT THE DESIGNER'S RESPONSIBILITY TO DETERMINE STRUCTURAL APPROPRIATENESS OF ENGINEERING, CONSTRUCTION, HANDLING, OR USE OF THIS SCENERY. CLIENTS ARE URGED TO THOROUGHLY CHECK THE DRAWING AND IF NECESSARY, SEEK THE ADVICE OF A PROFESSIONAL ENGINEER. THE DESIGNER DOES NOT ASSUME RESPONSIBILITY FOR ANY ERRORS OR OMISSIONS THAT MAY OCCUR IN THE PROPOSAL. ALL DIMENSIONS SHOULD BE VERIFIED ON SITE AND ADJUSTED ACCORDINGLY.


SCENIC REFERENCE:
- TRIPLE BASKET WEAVE PARQUET FLOOR PAINT TREATMENT



D01 DETAIL 01: TRACKING CHANNELS
A3 SCALE: 6" = 1'-0"



01 DECK PLAN
SCALE: 1/2" = 1'-0"

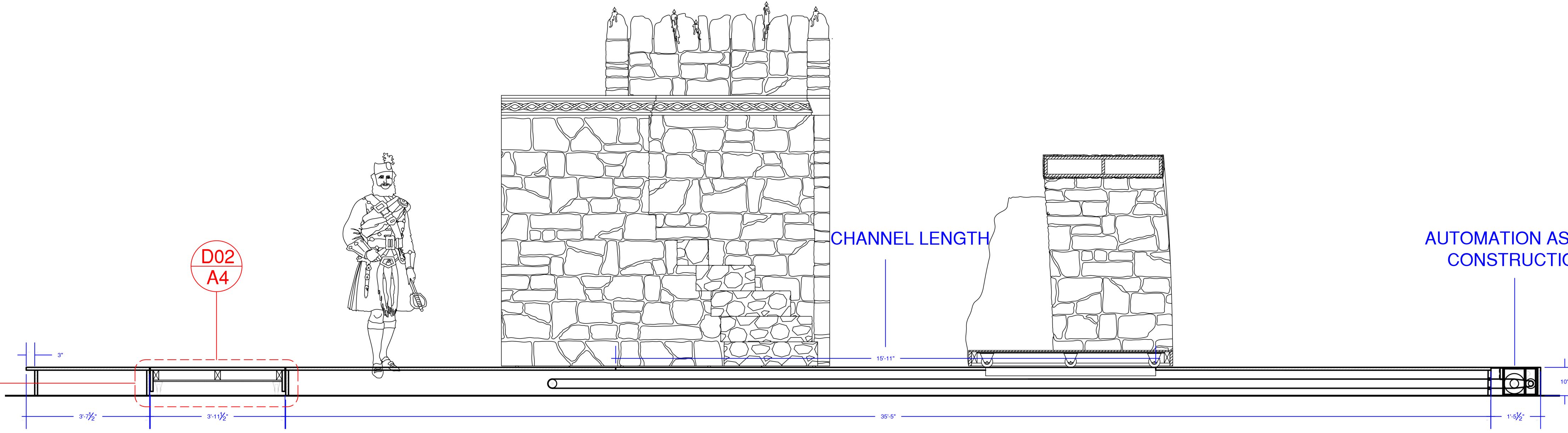


B-B SECTION B-B: DECK
SCALE: 3/8" = 1'-0"

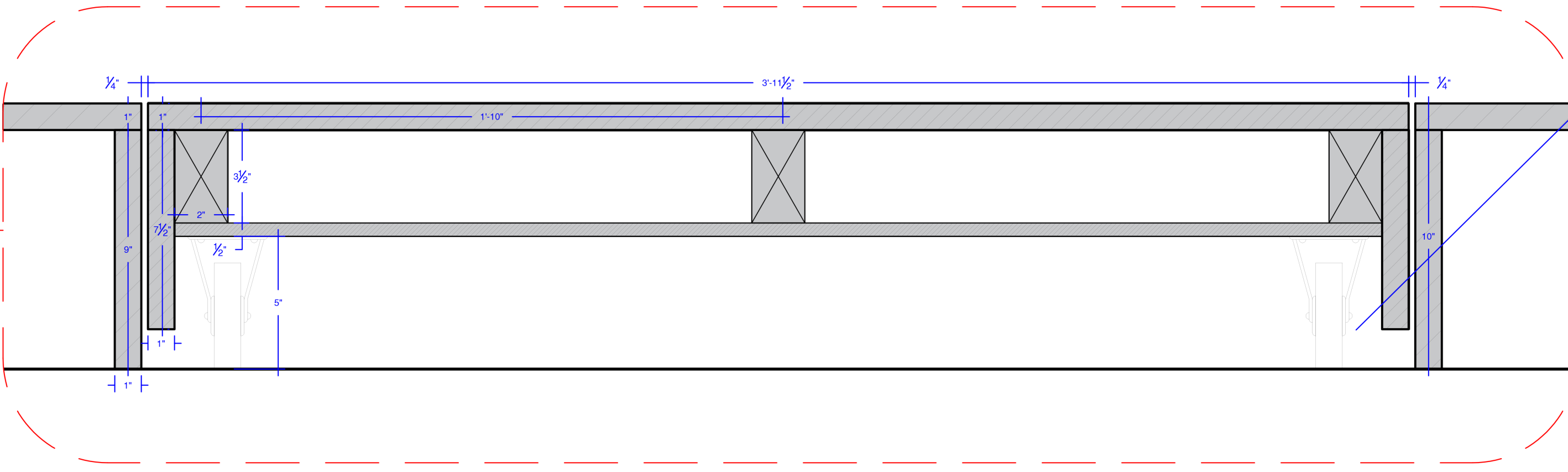


THESE DRAWINGS REPRESENT VISUAL CONCEPTS AND CONSTRUCTION SUGGESTIONS ONLY. IT IS NOT THE DESIGNER'S RESPONSIBILITY TO DETERMINE STRUCTURAL APPROPRIATENESS OF THIS DESIGN AND THE DESIGNER DOES NOT ASSUME RESPONSIBILITY FOR IMPROPER ENGINEERING, CONSTRUCTION, HANDLING, OR USE OF THIS SCENERY. CLIENTS ARE URGED TO THOROUGHLY CHECK THE DRAWING AND IF NECESSARY, SEEK THE ADVICE OF AN ENGINEER. ANY ERRORS AND ADVISE OF CHANGES THAT THEY PROPOSAL ARE SOUND, CORRECTED, ANY ERRORS AND ADVISE OF CHANGES THAT THEY RECOMMENDED.

ALL DIMENSIONS SHOULD BE VERIFIED ON SITE AND ADJUSTED ACCORDINGLY.



A-A SECTION A-A: DECK
SCALE: 1/2" = 1'-0"



- HARDWARE:**
- ULINE
 - 4X1 STANDARD RUBBER CASTERS
 - 5" HEIGHT
 - QUANTITY: TBD
 - LINK

Standard Rubber Caster - Rigid, 4 x 1"

FOR CARS

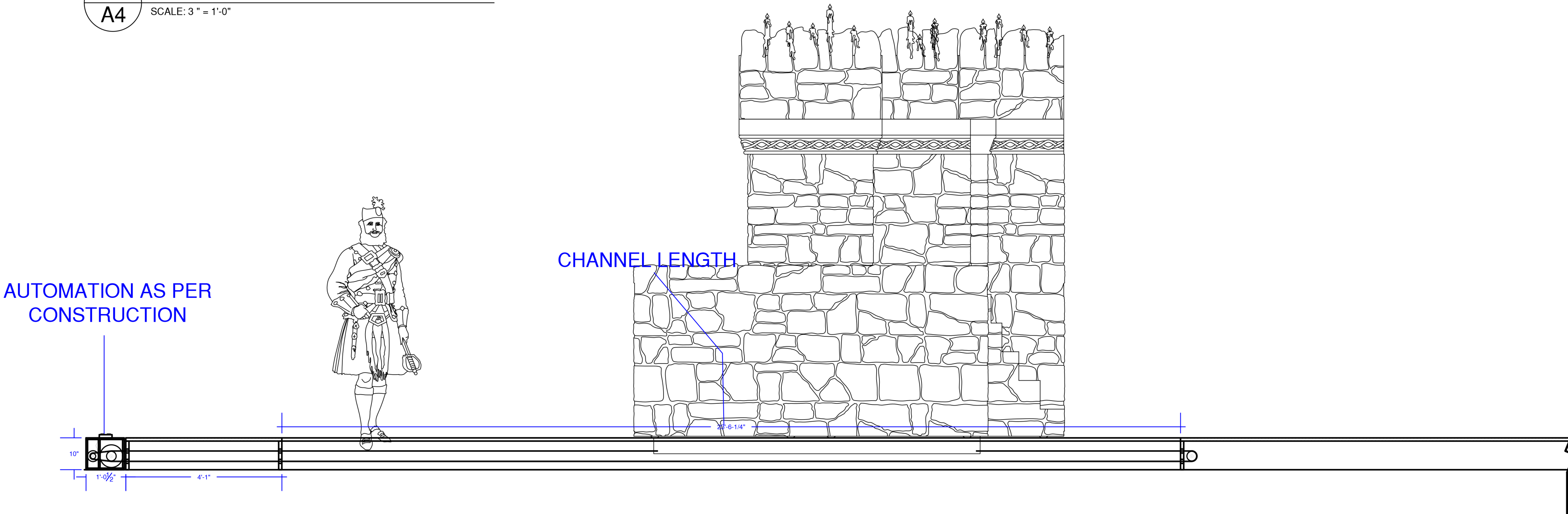
Smooth-rolling replacements for carts, dollies and poly box trucks.

- Non-marking and quiet. Rolls easily on tile and linoleum.
- Bolt hole spacing: 1 3/4 x 3".

| MODEL NO. | DESCRIPTION | CAP. (lbs.) | SIZE DIAM. x | OVERALL HEIGHT | FITS ULINE TRUCK | PRICE EACH (est.) | STYLE | IN STOCK SHIPS TODAY |
|-----------|-------------|-------------|--------------|----------------|------------------|-------------------|-----------|----------------------|
| H-5637R | Rigid | 275 | W 4 x 1" | 5" | H-5318 | \$11 \$10 | Rigid - 2 | ADD |

Additional Info Shipping Link Request a Catalog

D02 A4 DETAIL 02: SLIP STAGE SECTION
SCALE: 3" = 1'-0"



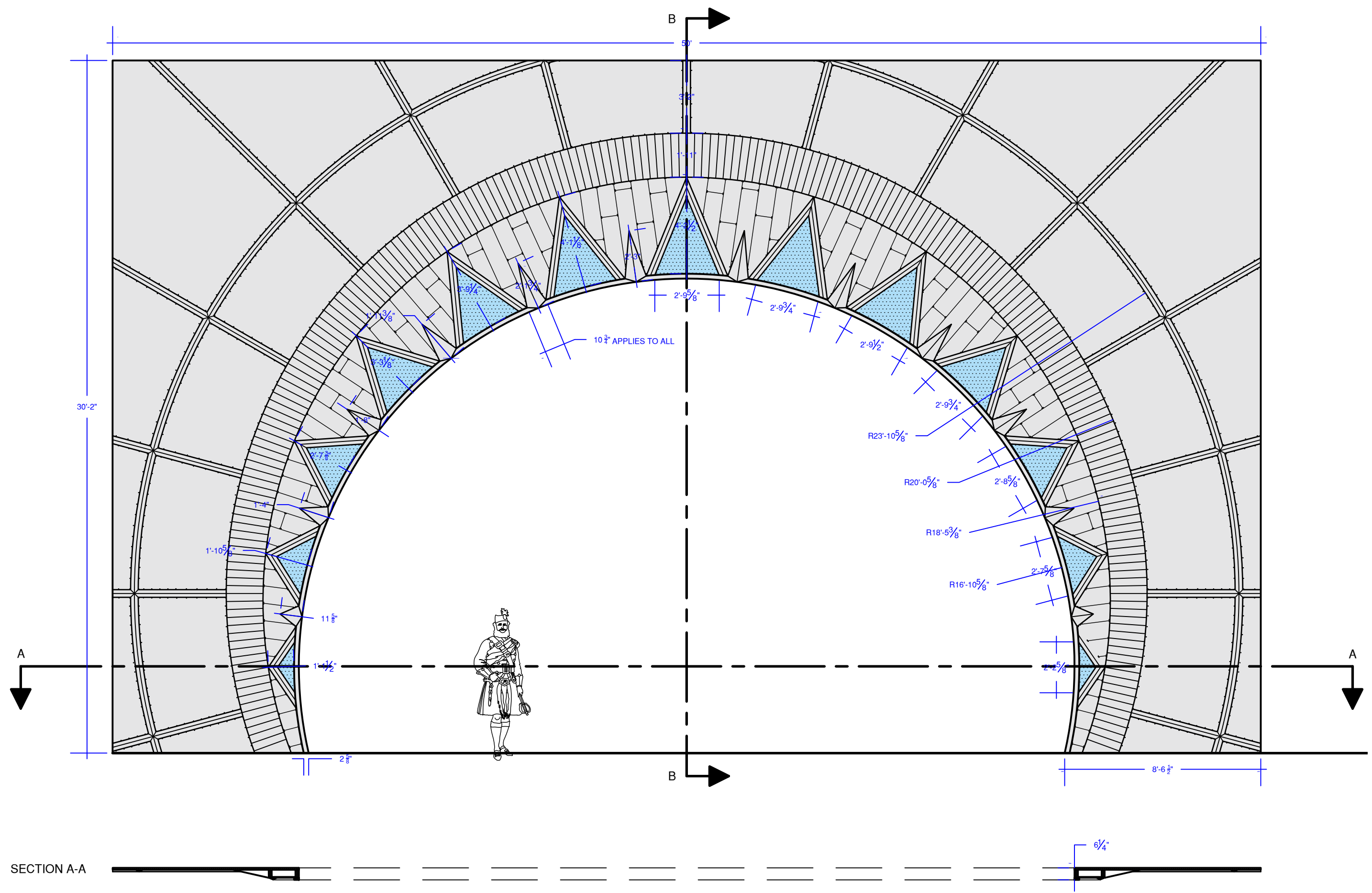
C-C SECTION C-C: DECK
SCALE: 1/2" = 1'-0"

| |
|---|
| FALSE PROSCENIUM 01 & 03 ELEVATIONS/SECTIONS & DETAILS |
| NA |
| BOOK & LYRICS: ALAN JAY LERNER MUSIC: FREDERICK LOEWE |
| DESIGNER: MALLORY GABBARD |
| DATE: 06/03/21 |
| SCALE: 1/4" = 1'-0" OR AS NOTED |
| REVISED DATE: 06/20/23 |
| DRAWN BY: MALLORY GABBARD CELL: (512) 981-1860 |

DISCLOSURE:

THESE DRAWINGS REPRESENT VISUAL CONCEPTS AND CONSTRUCTION SUGGESTIONS ONLY. IT IS NOT THE DESIGNER'S RESPONSIBILITY TO DETERMINE STRUCTURAL APPROPRIATENESS OF THIS DESIGNING, CONSTRUCTION, HANDLING, OR USE OF THIS SCENERY. CLIENTS ARE ADVISED TO CONSULT WITH AN ENGINEER AND ARCHITECT TO DETERMINE THAT ALL PROPOSALS ARE SOUND, CORRECTED ANY ERRORS AND ADVISED OF CHANGES THAT THEY RECOMMENDED.

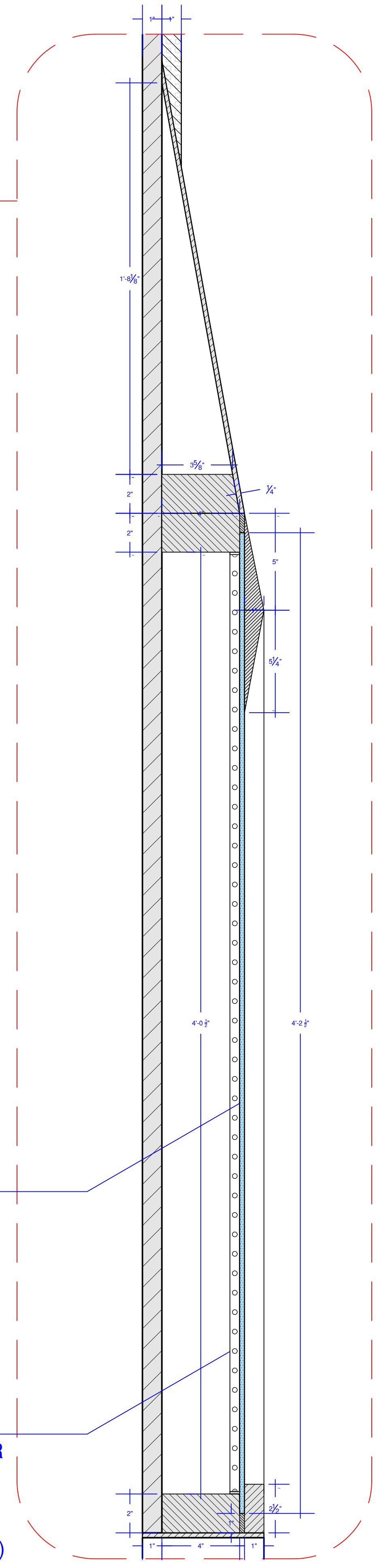

ALL DIMENSIONS SHOULD BE VERIFIED ON SITE AND ADJUSTED ACCORDINGLY.



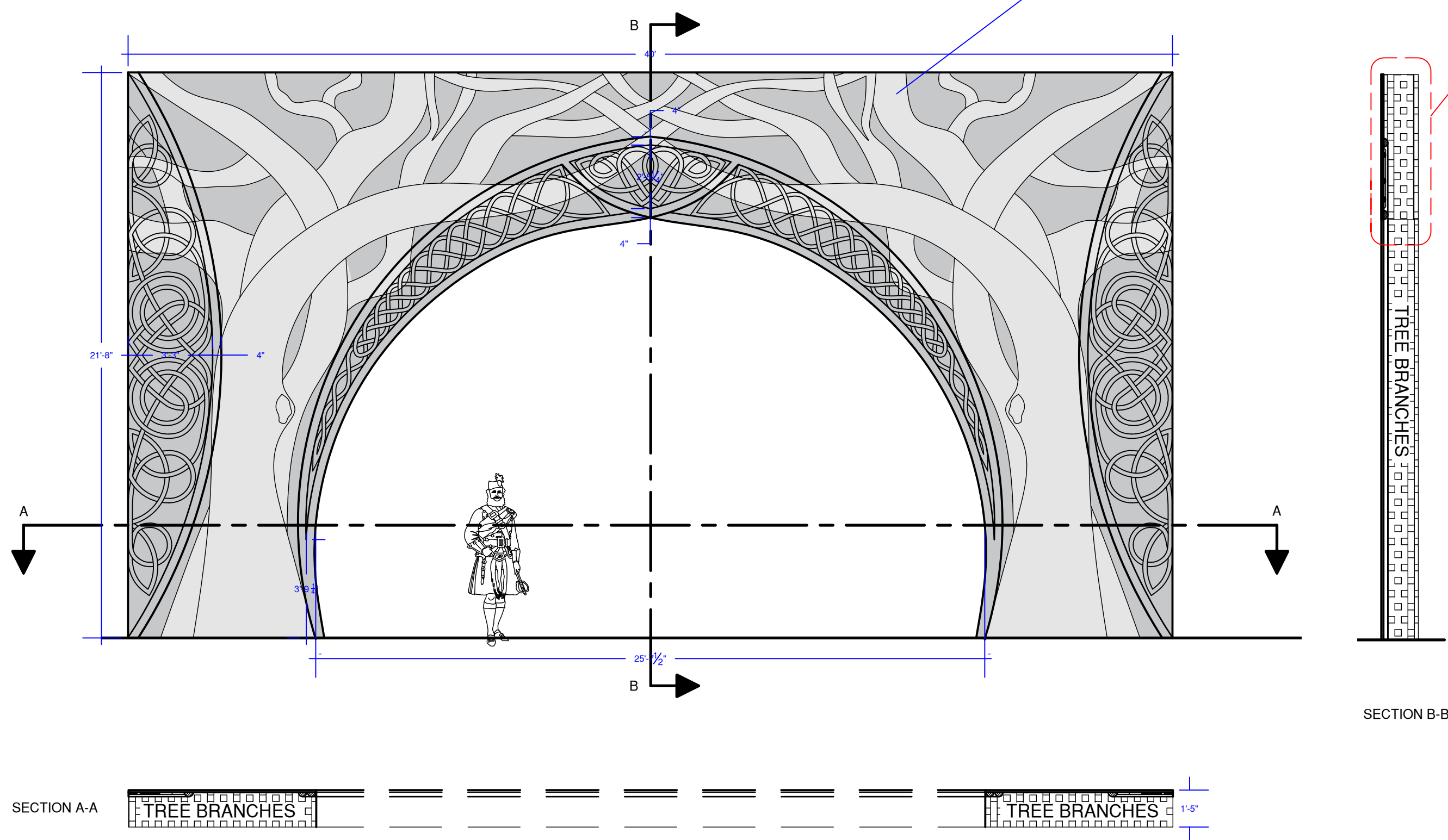
**D04
A05**

SCENIC REFERENCE:

- PPG #MTL107 BLESSING METALLIC INTERIOR SPECIALTY FINISH PAINT
- TREATMENT: SLIGHT CORROSION, DULL REFLECTION, WEATHERING/WATER STAINS






**BB
A05** FALSE PRO 01 ELEVATION & SECTIONS
SCALE: 1/4" = 1'-0"



**D05
A06**

PAINT DETAIL:

- RUST-OLEUM 239074 HAMMERED FINISH PAINT, COPPER
- TREATMENT: SLIGHT CORROSION, DULL REFLECTION, WEATHERING/WATER STAINS



ACRYLIC SHEET:

- ACME PLASTICS
- WHITE/IVORY #2447
- 1/4" FROSTED WHITE ACRYLIC SHEET
- LINK

LED TAPE

- 1/2" DIMMABLE COLOR CHANGING LED TAPE
- TOTAL LENGTH: APPROX 125'-0" (INCLUDING 15% CYA)

**X
A05** FALSE PRO 03 ELEVATION & SECTIONS
SCALE: 1/4" = 1'-0"

**D04
A05** DETAIL 04: FALSE PRO 01
SCALE: 3" = 1'-0"

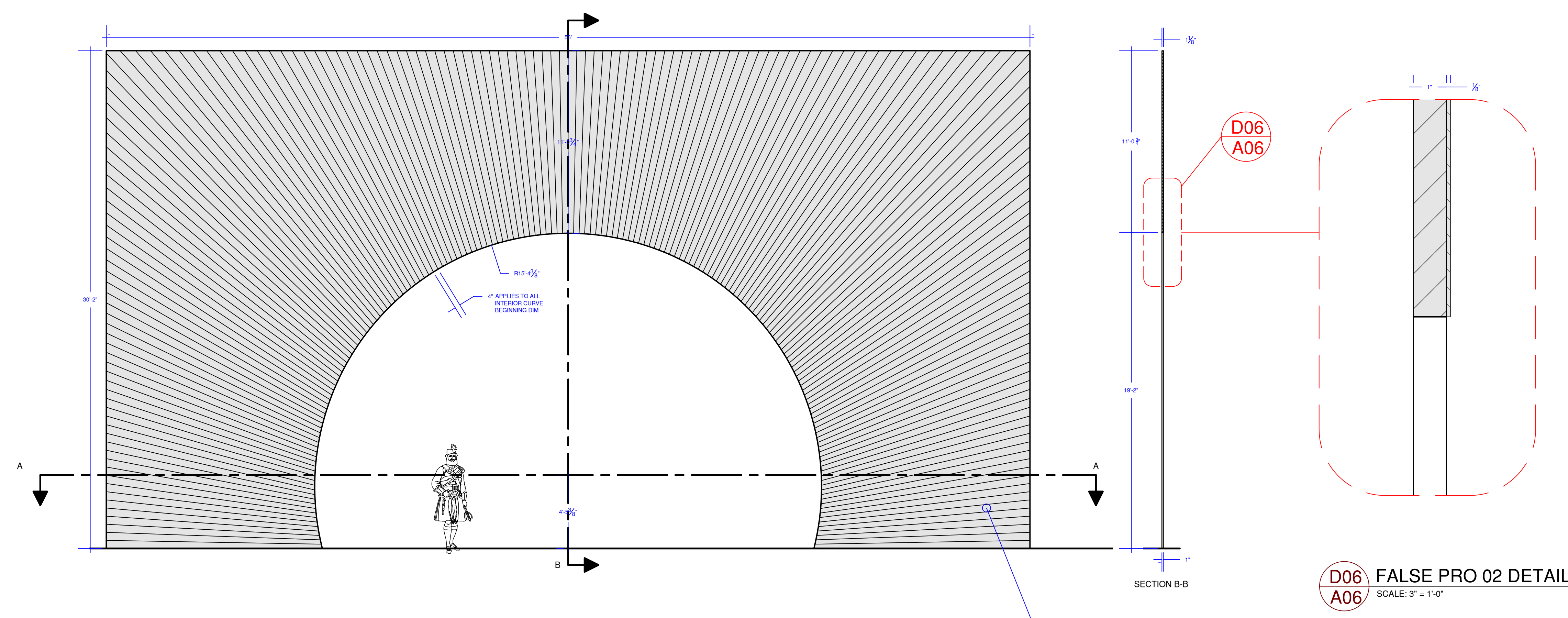
FALSE PROSCENIUM 02 ELEVATIONS/SECTIONS & DETAILS, CLOUDS

| | |
|---------------|---|
| CONTENT: | FALSE PROSCENIUM 02 ELEVATIONS/SECTIONS & DETAILS, CLOUDS |
| DIRECTOR: | NA |
| PLAYWRIGHT: | BOOK & LYRICS: ALAN JAY LERNER MUSIC: FREDERICK LOEWE |
| DESIGNER: | MALLORY GABBARD |
| DATE: | 06/03/21 |
| SCALE: | 1/2" = 1'-0" OR AS NOTED |
| REVISED DATE: | 06/20/23 |
| DRAWN BY: | MALLORY GABBARD CELL: (512) 961-9600 |

DISCLOSURE:

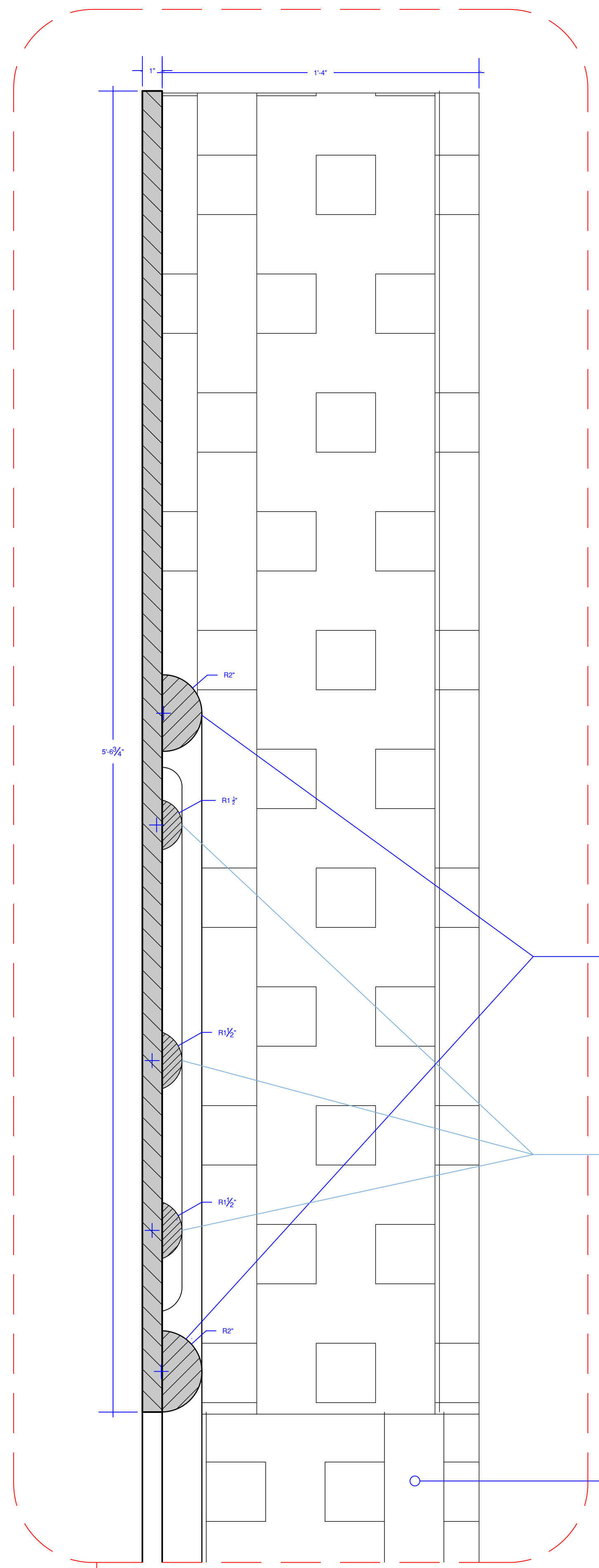
THESE DRAWINGS REPRESENT VISUAL CONCEPTS AND CONSTRUCTION SUGGESTIONS ONLY. IT IS NOT THE DESIGNER'S RESPONSIBILITY TO DETERMINE STRUCTURAL APPROPRIATENESS OF THIS DESIGN. THE DESIGNER'S RESPONSIBILITY IS LIMITED TO THE DESIGN AND CONSTRUCTION OF THE PROSCENIUM, INCLUDING THE USE OF THE SCENIC HOPER CURTAINS. THE USER OF THESE DRAWINGS SHALL BE RESPONSIBLE FOR OBTAINING ALL NECESSARY PERMITS AND INSURANCE. THE DESIGNER DOES NOT WARRANT, EXPRESS OR IMPLIED, THAT ALL PROPOSALS ARE SOUND, CORRECTED, OR ADVISED OF CHANGES THAT THEY RECOMMENDED.

ALL DIMENSIONS SHOULD BE VERIFIED ON SITE AND ADJUSTED ACCORDINGLY.



D06 A06 FALSE PRO 02 DETAIL
SCALE: 3" = 1'-0"

PAINT DETAIL:
CHAMPAGNE BRONZE RUST-OLEUM METALLIC SPRAY PAINT-313142



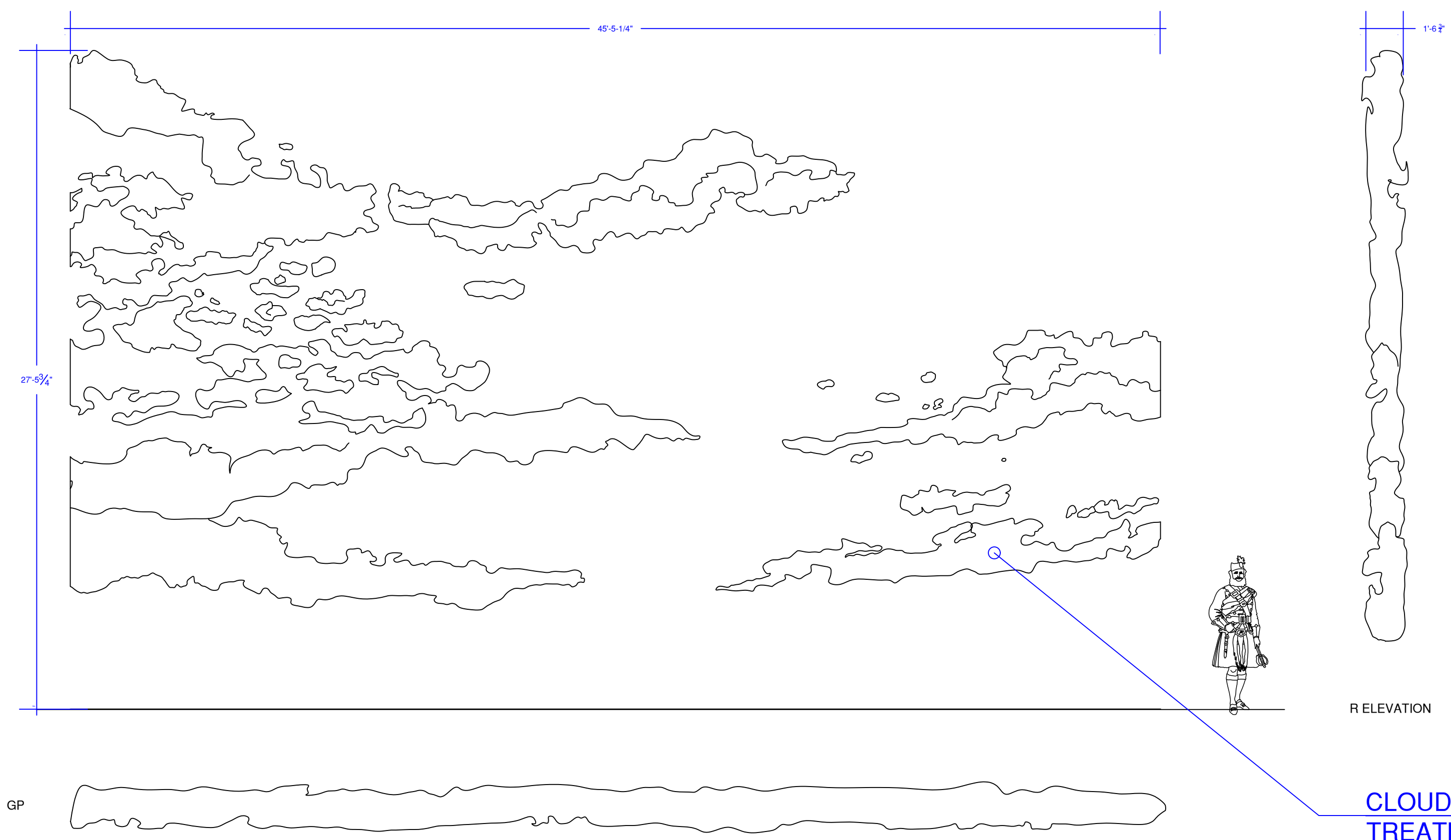
D05 A06 DETAIL 05: FALSE PRO 03
SCALE: 3" = 1'-0"

Z A06 FALSE PRO 02 ELEVATION & SECTIONS
SCALE: 3/4" = 1'-0"

PIPE INSULATION
- 2IN RADIUS
- TOTAL LENGTH: TBD
(INCLUDING 15% CYA)

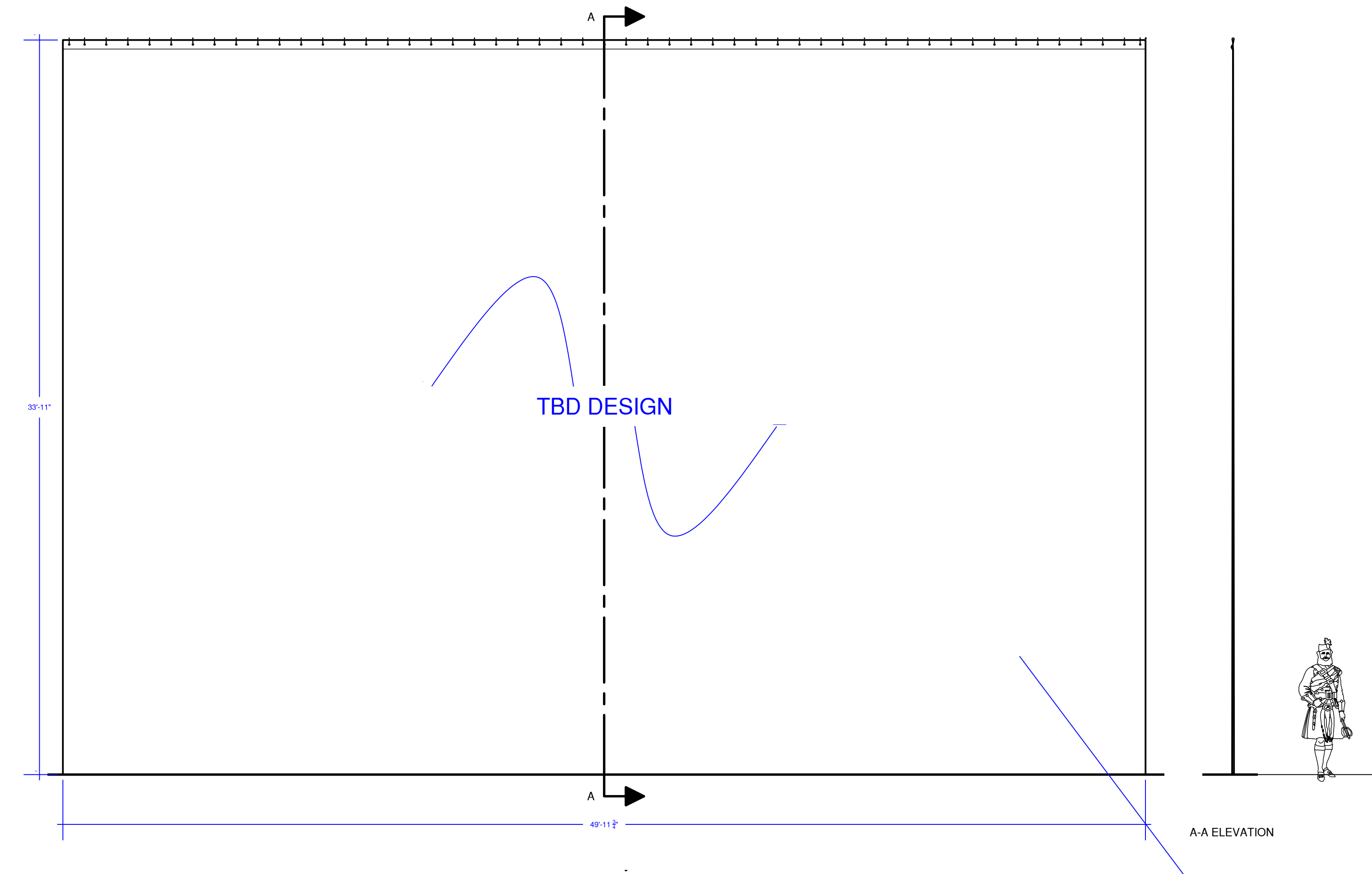
PIPE INSULATION
- 1 1/2" IN RADIUS
- TOTAL LENGTH: TBD
(INCLUDING 15% CYA)

PAINT DETAIL:
- RUST-OLEUM 239074
HAMMERED FINISH
PAINT, COPPER
- TREATMENT: SLIGHT
CORROSION, DULL
REFLECTION,
WEATHERING/WATER
STAINS



A A06 CLOUD ELEVATIONS & GP
SCALE: 1/2" = 1'-0"

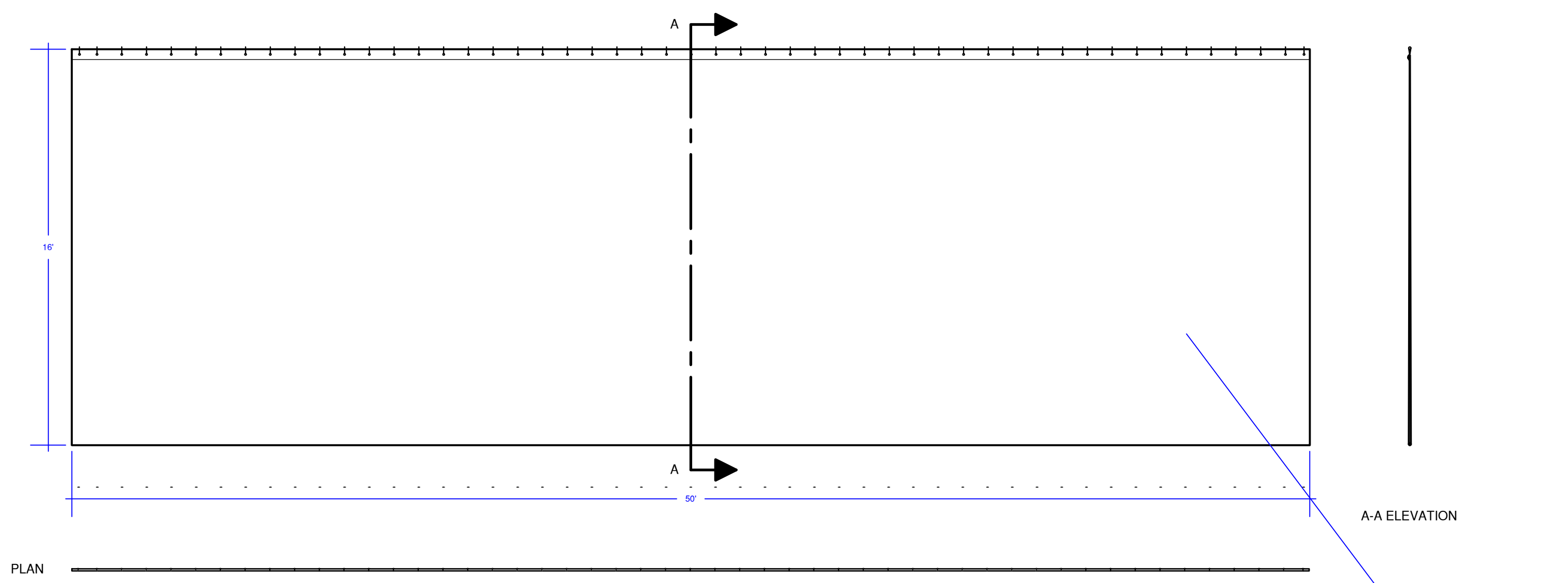
**CLOUD ASSEMBLY/
TREATMENT:**
- TBD
- EH, PROBS JUST
CHANGE TO DROP
- WHO TF KNOWS



CC MAIN RAG ELEVATIONS & PLAN
A07 SCALE: 1/4" = 1'-0"

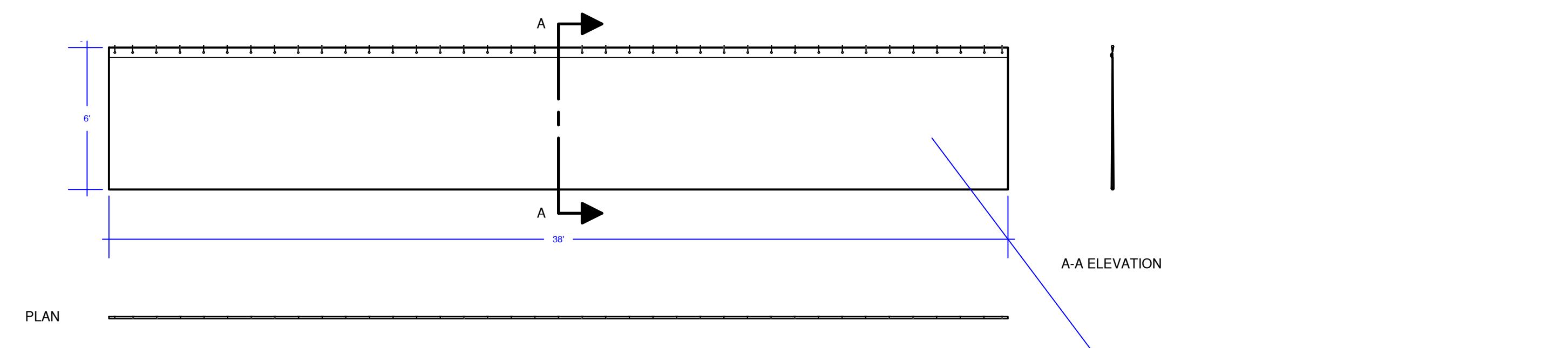
MATERIAL DETAIL:
- ROSE BRAND
- SYNTHETIC VELOUR:
22OZ ENCORE
64" IFR COLORS
[CUSTOM CUT/ COLOR]

A-Z



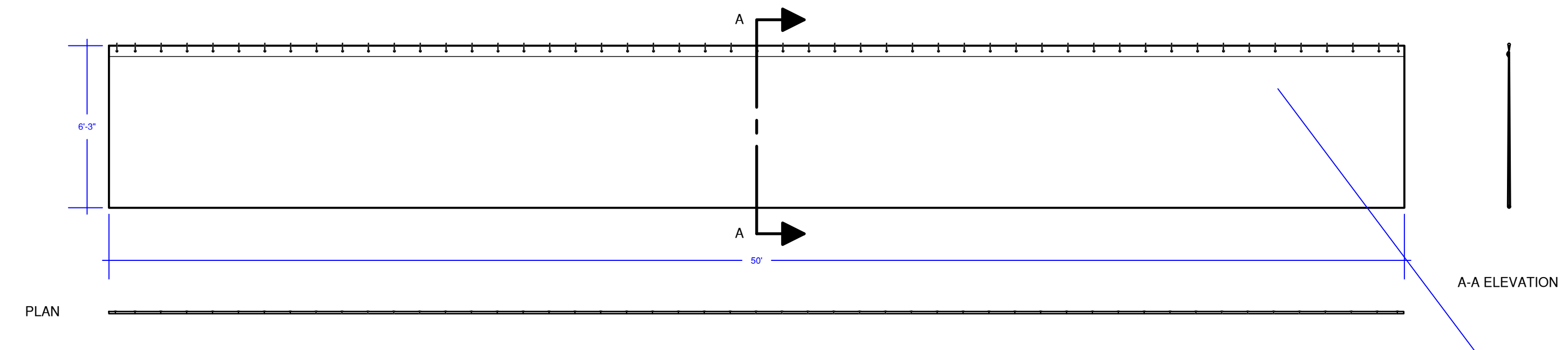
AA TEASER 01 ELEVATIONS & PLAN
A07 SCALE: 1/4" = 1'-0"

MATERIAL DETAIL:
- ROSE BRAND
- MASKING FABRICS:
32 OZ ROYALE
BLACK



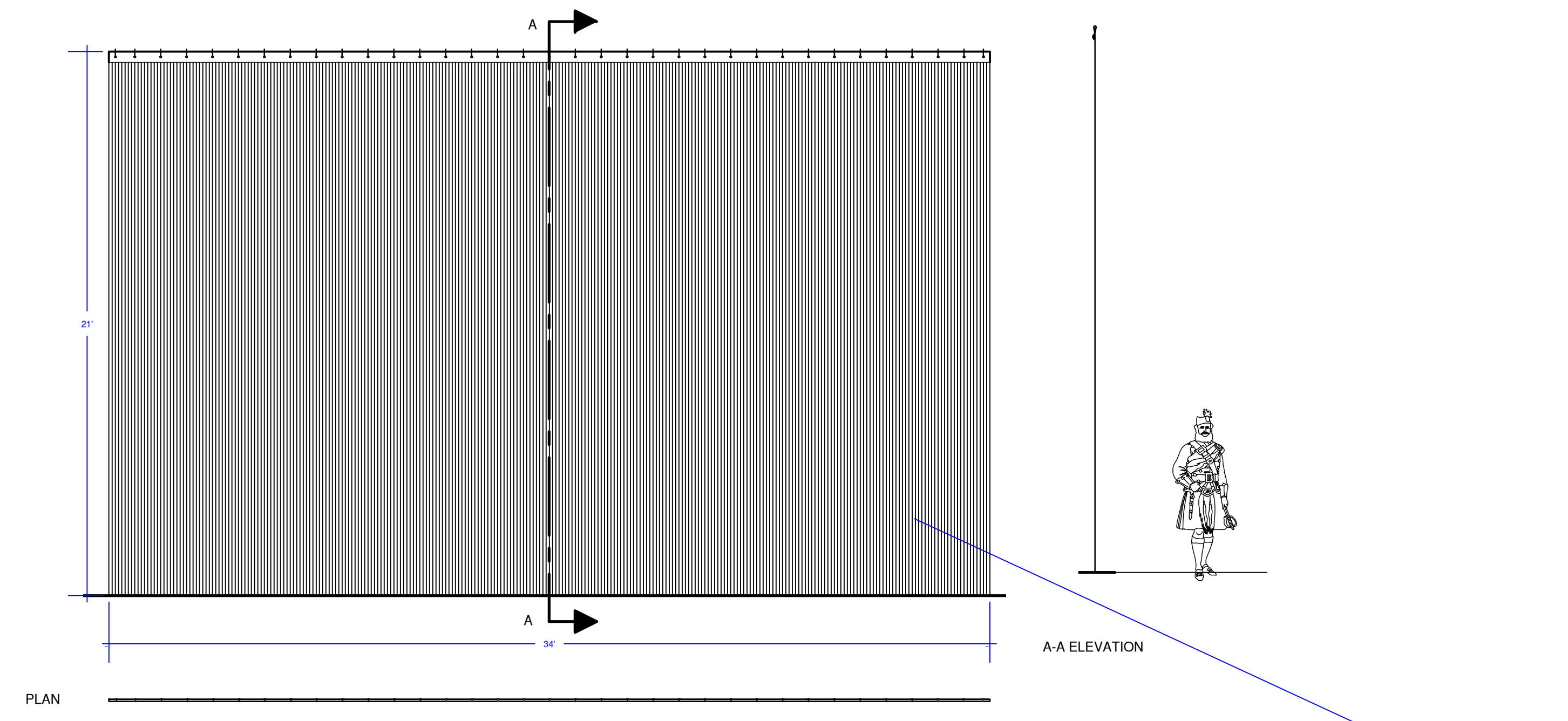
M TEASER 02 ELEVATIONS & PLAN
A07 SCALE: 1/2" = 1'-0"

MATERIAL DETAIL:
- ROSE BRAND
- MASKING FABRICS:
32 OZ ROYALE
BLACK



E TEASER 03 ELEVATIONS & PLAN
A07 SCALE: 1/2" = 1'-0"

MATERIAL DETAIL:
- ROSE BRAND
- MASKING FABRICS:
32 OZ ROYALE
BLACK



Y FRINGE CURTAIN ELEVATIONS & PLAN
A07 SCALE: 1/2" = 1'-0"

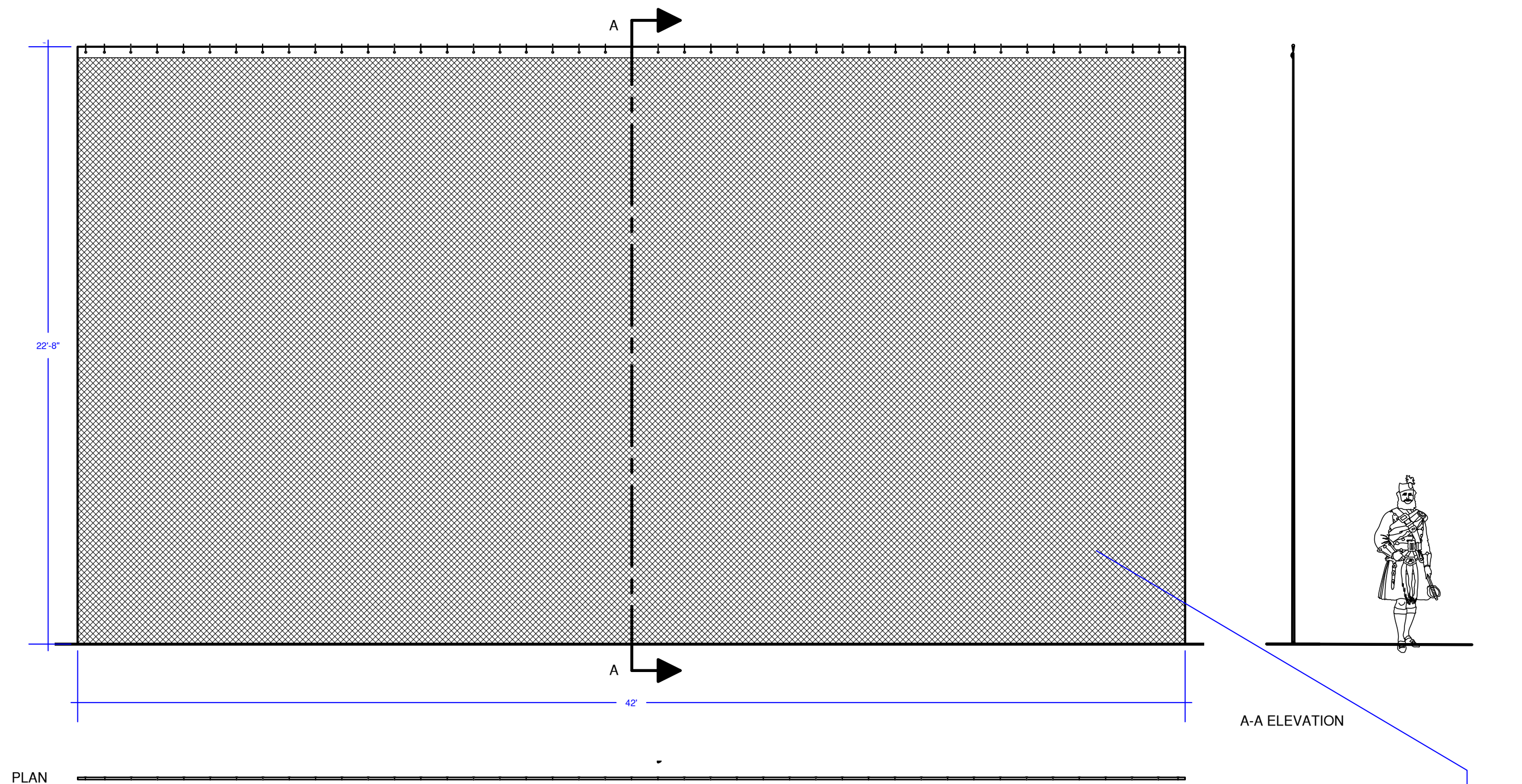
MATERIAL DETAIL:
- ROSE BRAND
- STANDARD STRING CURTAINS
EMERALD GREEN



| |
|--|
| MAIN RAG/ TEASER 01, 02, 03/ FRINGE CURTAIN ELEVATIONS & PLANS |
| CONTENTS: |
| DIRECTOR: |
| PLAYWRIGHT: |
| BOOK & LYRICS: ALAN JAY LERNER MUSIC: FREDERICK LOEWE |
| DESIGNER: MALLORY GABBARD |
| DATE: 06/03/21 |
| SCALE: 1/2" = 1'-0" |
| REVISED DATE: 06/20/23 |
| DRAWN BY: MALLORY GABBARD CELL: (512) 981-9800 |

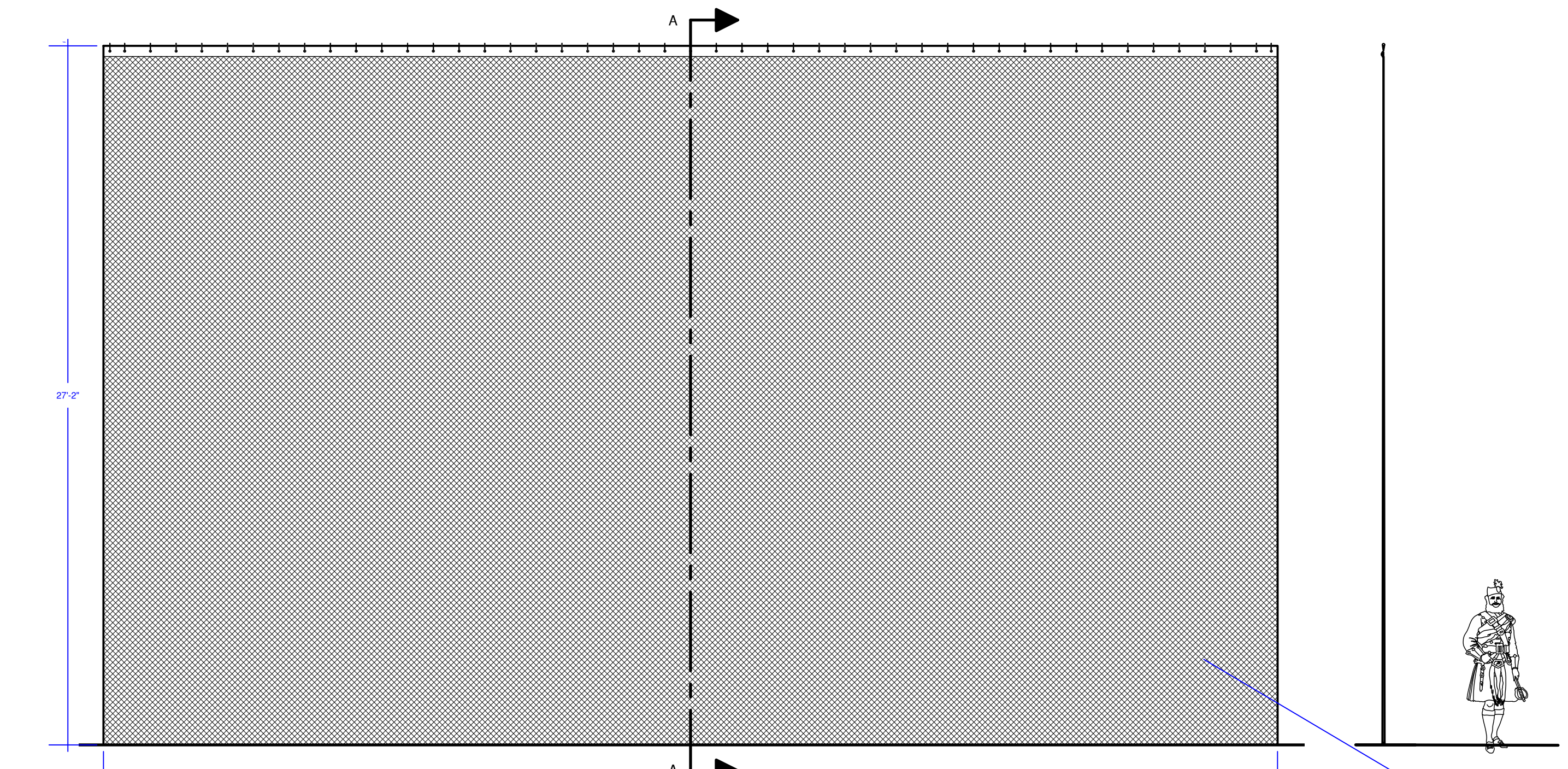
DISCLOSURE:

THESE DRAWINGS REPRESENT VISUAL CONCEPTS AND CONSTRUCTION SUGGESTIONS ONLY. IT IS NOT THE DESIGNER'S RESPONSIBILITY TO DETERMINE STRUCTURAL APPROPRIATENESS OF THIS DESIGN. THE DESIGNER'S RESPONSIBILITY IS LIMITED TO THE DESIGN OF THE SCENE, INCLUDING CONSTRUCTION, MANUFACTURING, OR USE OF THE SCENE. THE DESIGNER DOES NOT WARRANT THE STRUCTURAL APPROPRIATENESS OF ANY SCENE OR PROPOSAL. THE CLIENT IS RESPONSIBLE FOR OBTAINING ALL NECESSARY PERMITS AND APPROVALS. THE DESIGNER IS NOT RESPONSIBLE FOR ANY CHANGES OR MODIFICATIONS TO THE DESIGN OR PROPOSAL. THE DESIGNER IS NOT RESPONSIBLE FOR ANY DAMAGES, INJURIES, OR DEATHS THAT MAY OCCUR AS A RESULT OF THE USE OF THE SCENE OR PROPOSAL. THE DESIGNER IS NOT RESPONSIBLE FOR ANY DAMAGES, INJURIES, OR DEATHS THAT MAY OCCUR AS A RESULT OF THE USE OF THE SCENE OR PROPOSAL. ALL DIMENSIONS SHOULD BE VERIFIED ON SITE AND ADJUSTED ACCORDINGLY.



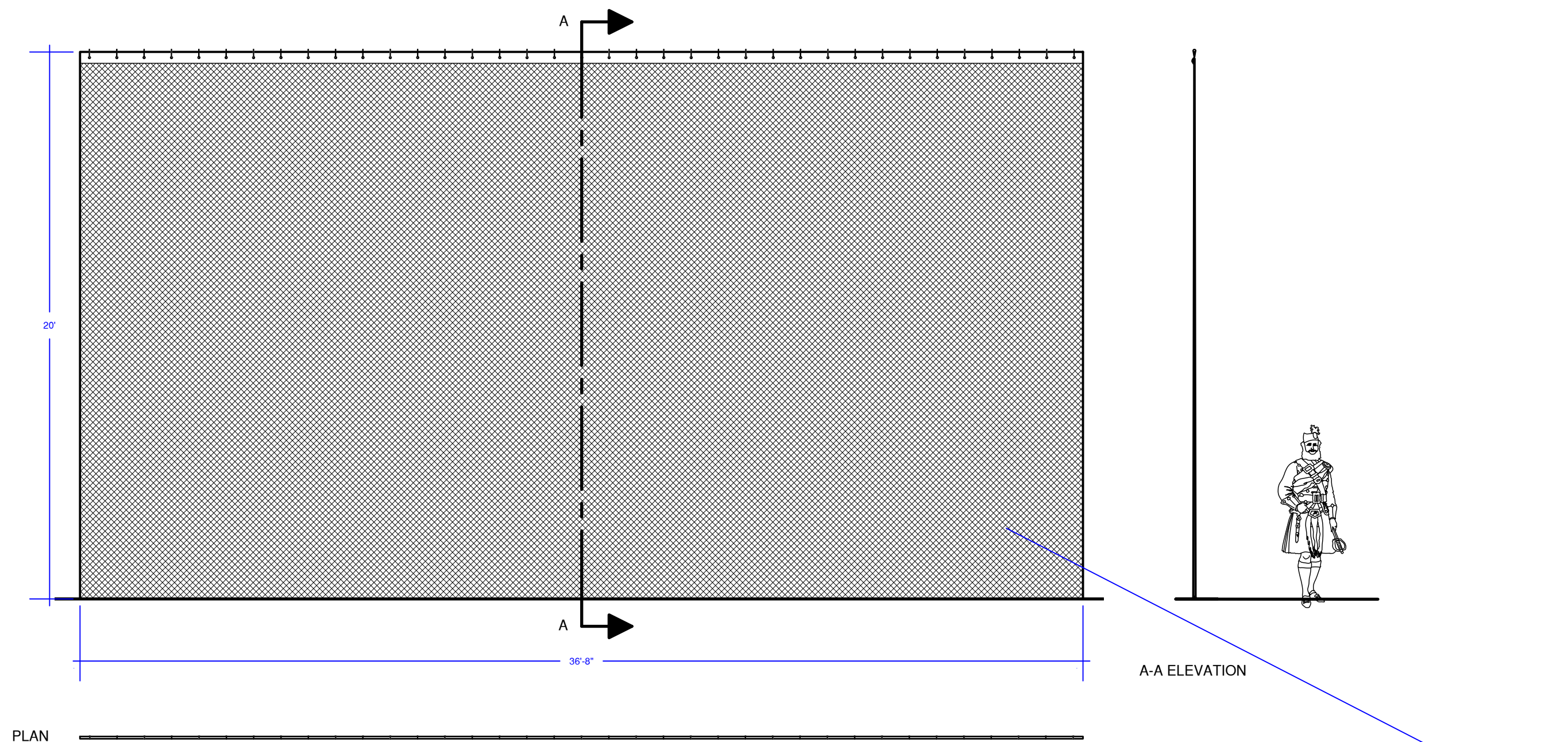
W A08 PROJECTION SCRIM ELEVATIONS & PLAN
SCALE: 1/4" = 1'-0"

MATERIAL DETAIL:
- ROSE BRAND
- FRONT PROJECTION SCREEN
BLACK



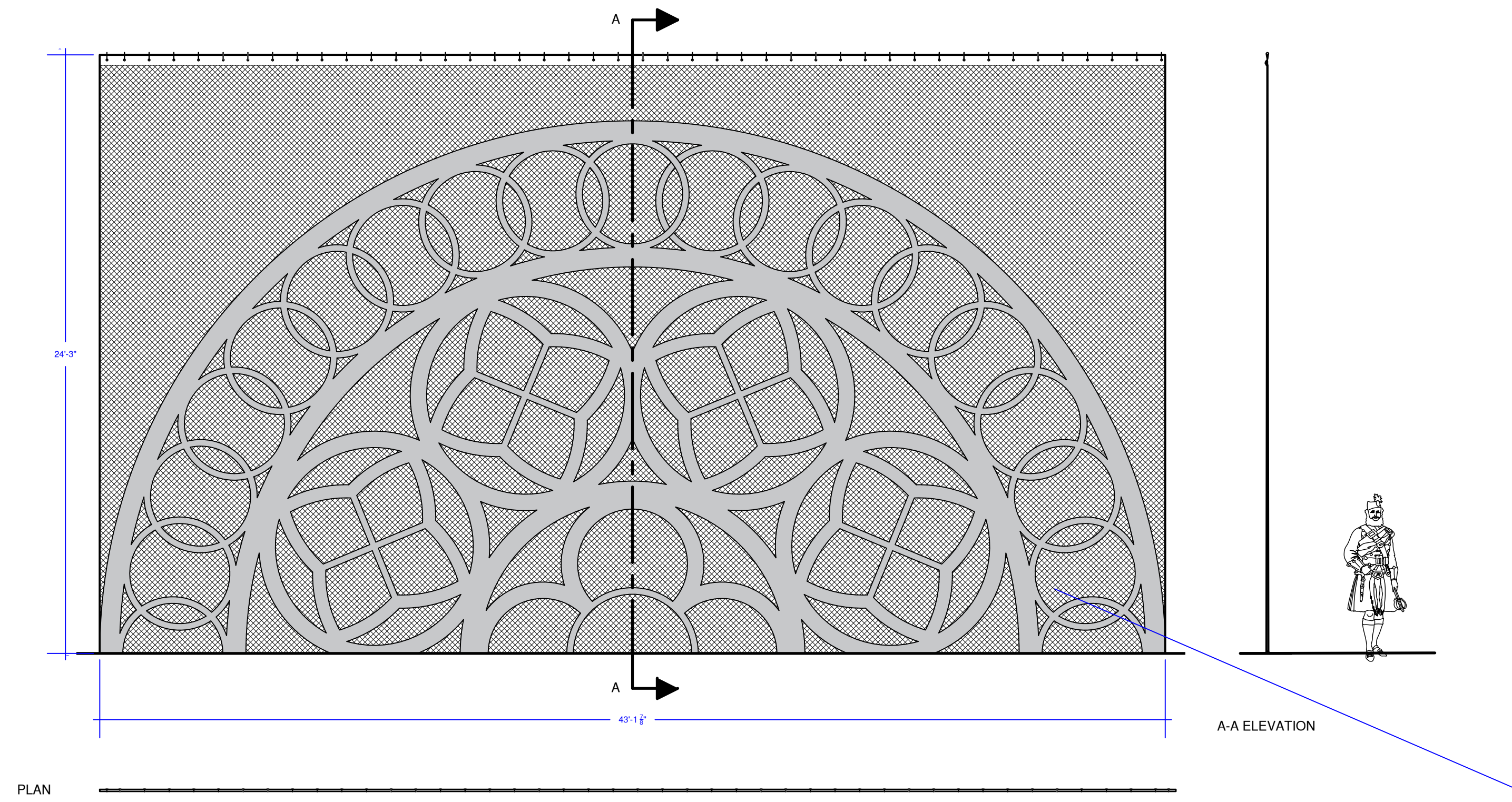
B A08 BACK/REAR SCRIM ELEVATIONS & PLAN
SCALE: 1/4" = 1'-0"

MATERIAL DETAIL:
- ROSE BRAND
- SYNTHETIC VELOUR:
22OZ ENCORE
64" IFR COLORS
[CUSTOM CUTS]



R A08 BLACK SCRIM ELEVATIONS & PLAN
SCALE: 1/4" = 1'-0"

MATERIAL DETAIL:
- ROSE BRAND
- FRONT PROJECTION SCREEN
BLACK



D A08 CHURCH WINDOW SCRIM ELEVATIONS & PLAN
SCALE: 1/4" = 1'-0"


PRECISION CUT DETAIL:
- ROSE BRAND
- NETTING & GAUZE
TIGER GAUZE
BLACK

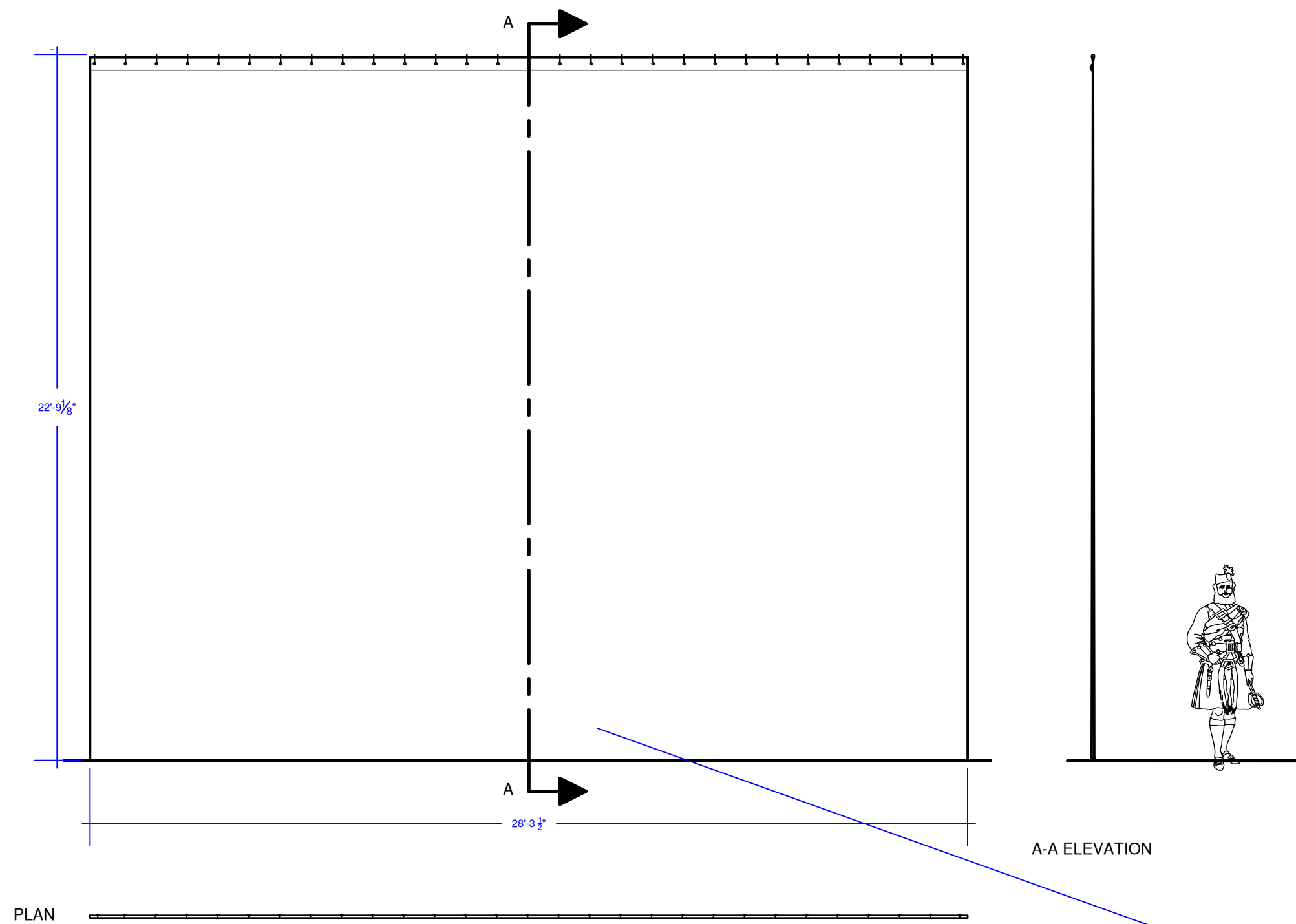


| |
|---|
| SCRIM ELEVATIONS & PLANS |
| MA |
| BOOK & LYRICS: ALAN JAY LERNER MUSIC: FREDERICK LOEWE |
| DESIGNER: MALLORY GABBARD |
| DATE: 06/03/21 |
| SCALE: 1/4" = 1'-0" |
| REVISED DATE: 06/20/23 |
| DRAWN BY: MALLORY GABBARD CELL: (512) 961-9800 |

DISCLOSURE:

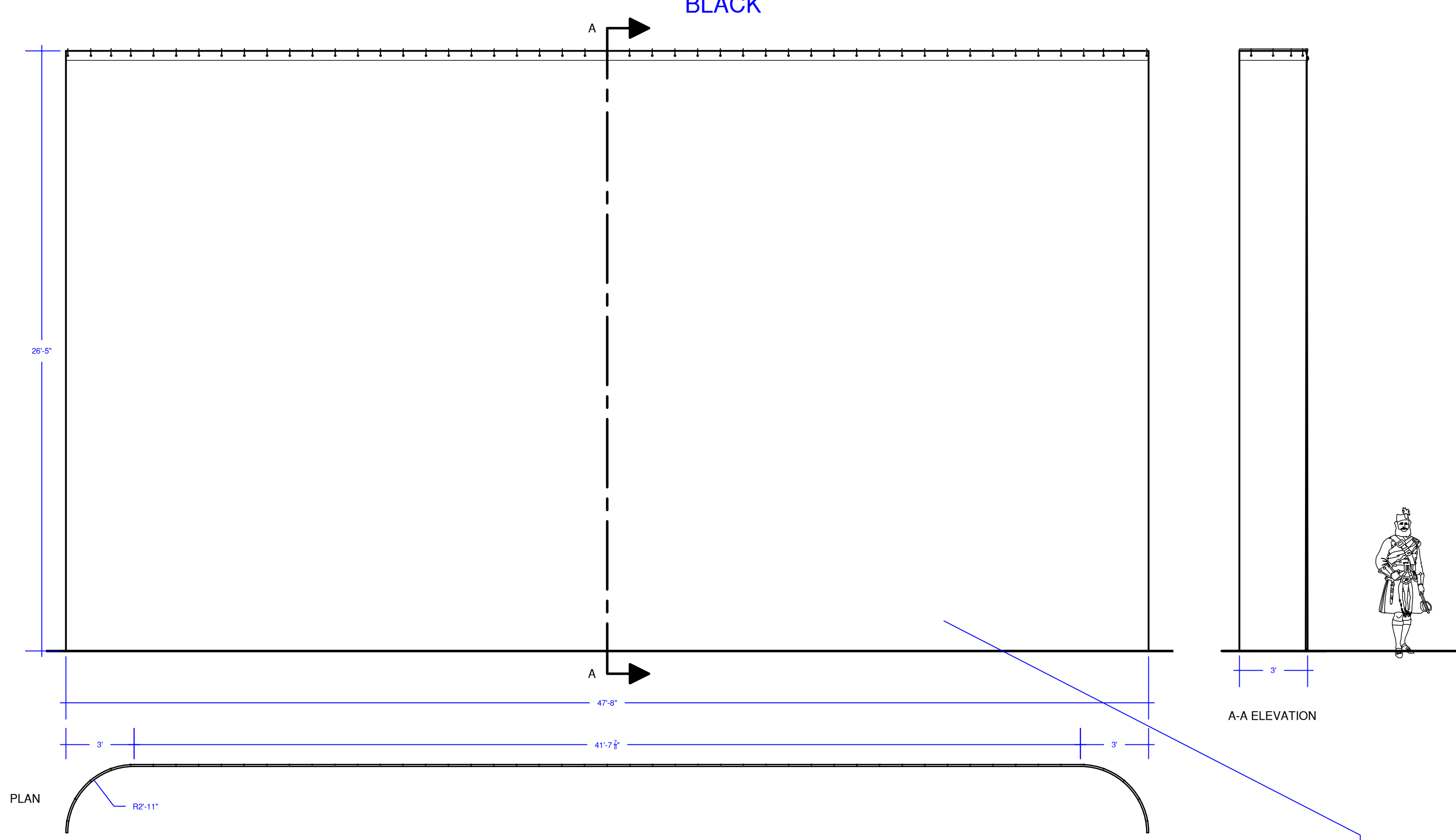

THESE DRAWINGS REPRESENT VISUAL CONCEPTS AND CONSTRUCTION SUGGESTIONS ONLY. IT IS NOT THE DESIGNER'S RESPONSIBILITY TO DETERMINE STRUCTURAL APPROPRIATENESS OF THIS DESIGN OR THE CONSTRUCTION, MANUFACTURING, OR USE OF THIS SCENERY. PROPER CONSULTATION WITH AN ENGINEER OR ARCHITECT IS RECOMMENDED. THE CLIENT SHALL BE RESPONSIBLE FOR OBTAINING ALL NECESSARY PERMITS AND APPROVALS. THE DESIGNER SHALL NOT BE RESPONSIBLE FOR ANY CHANGES TO THE ORIGINAL DESIGN OR FOR ANY CONSTRUCTION CHANGES THAT ARE NOT RECOMMENDED BY THE DESIGNER. ALL DIMENSIONS SHOULD BE VERIFIED ON SITE AND ADJUSTED ACCORDINGLY.





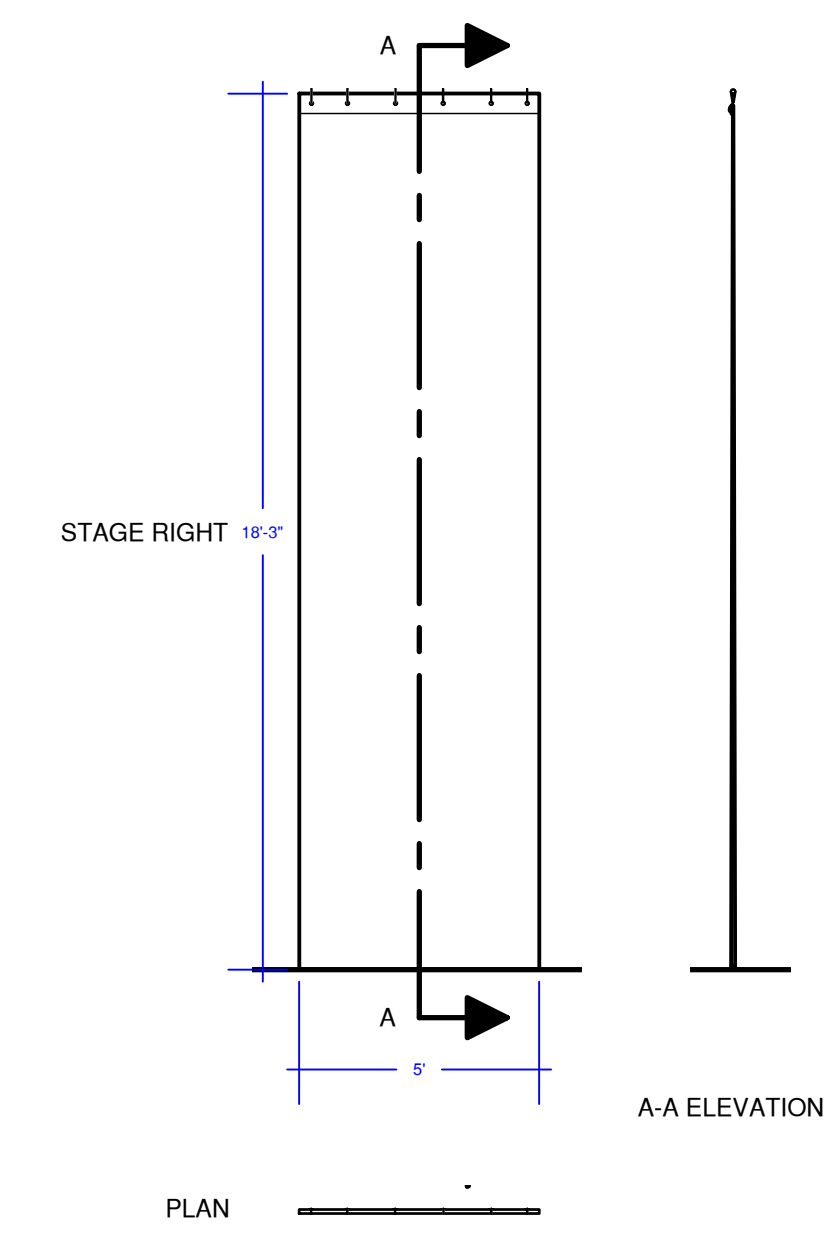
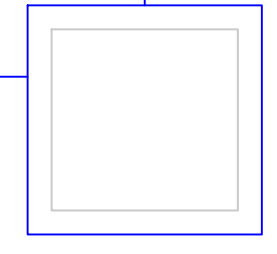
H A09 STAR DROP ELEVATIONS & PLAN
SCALE: 1/4" = 1'-0"

MATERIAL DETAIL:
- ROSE BRAND
- MASKING FABRICS
32 OZ ROYALE
BLACK

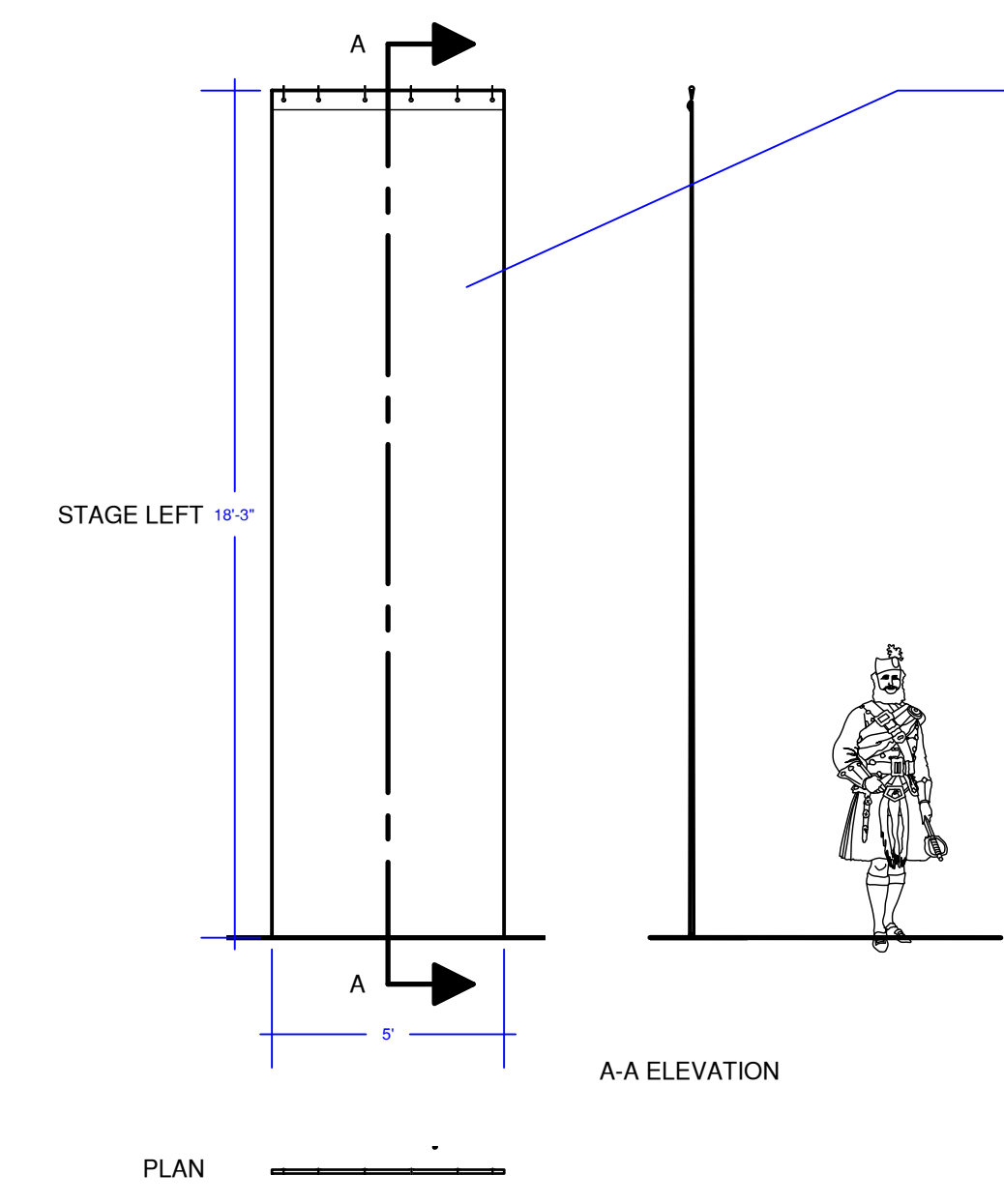


C A09 CYC ELEVATIONS & PLAN
SCALE: 1/4" = 1'-0"

MATERIAL DETAIL:
- ROSE BRAND
- PROJECTION FABRICS
EXTRA WIDE CANVAS
WHITE

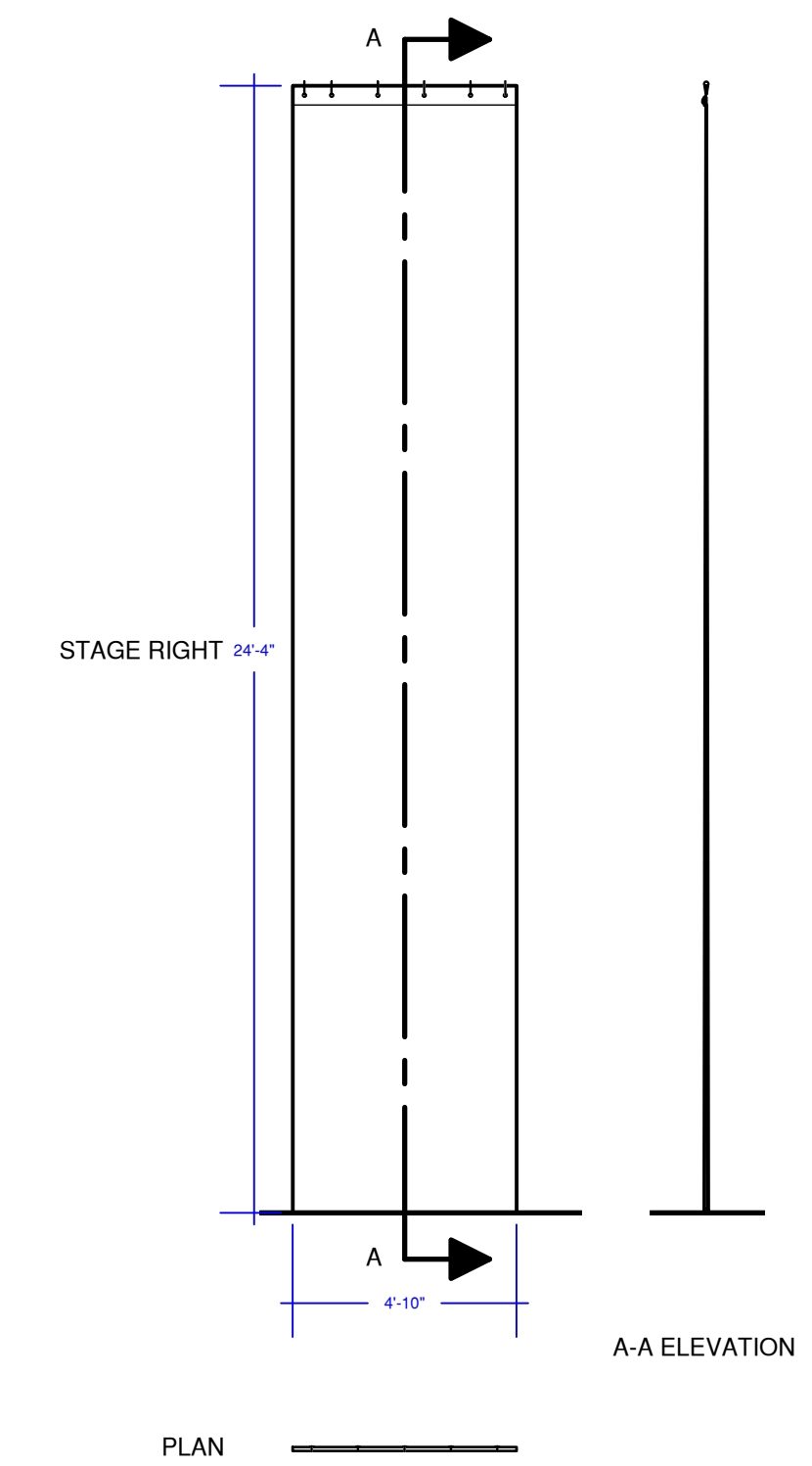



T1 A09 TORMENTOR 01 ELEVATIONS & PLAN
SCALE: 1/2" = 1'-0"

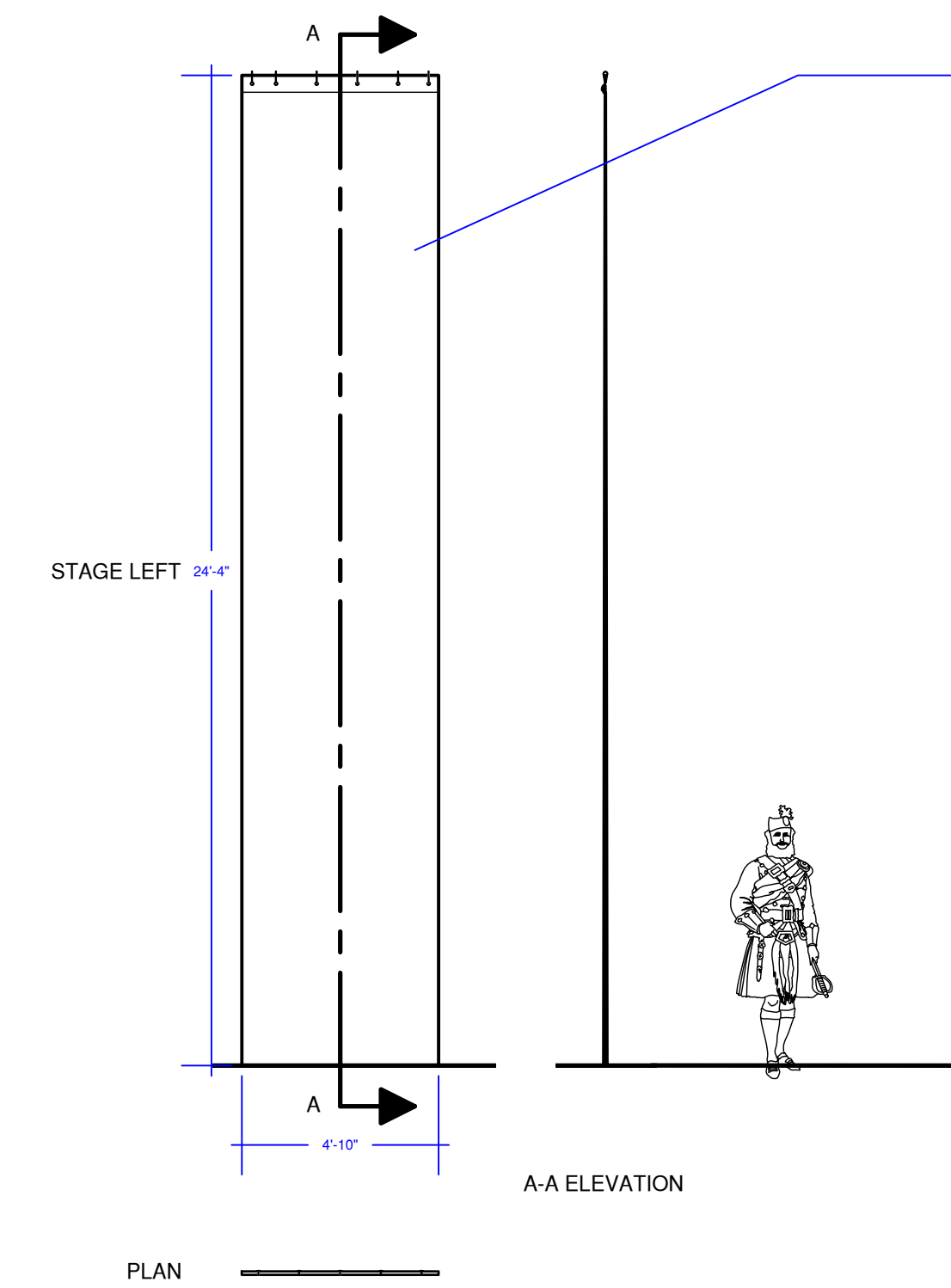


T2 A09 TORMENTOR 01 ELEVATIONS & PLAN
SCALE: 1/2" = 1'-0"

MATERIAL DETAIL:
- ROSE BRAND
- MASKING FABRICS
32 OZ ROYALE
BLACK




N1 A09 TORMENTOR 02 ELEVATIONS & PLAN
SCALE: 1/2" = 1'-0"



N2 A09 TORMENTOR 02 ELEVATIONS & PLAN
SCALE: 1/2" = 1'-0"

MATERIAL DETAIL:
- ROSE BRAND
- MASKING FABRICS
32 OZ ROYALE
BLACK



PAGE NUMBER:
A-009

STAGE:

PRODUCTION:
BRIGADOON

CONTENT:

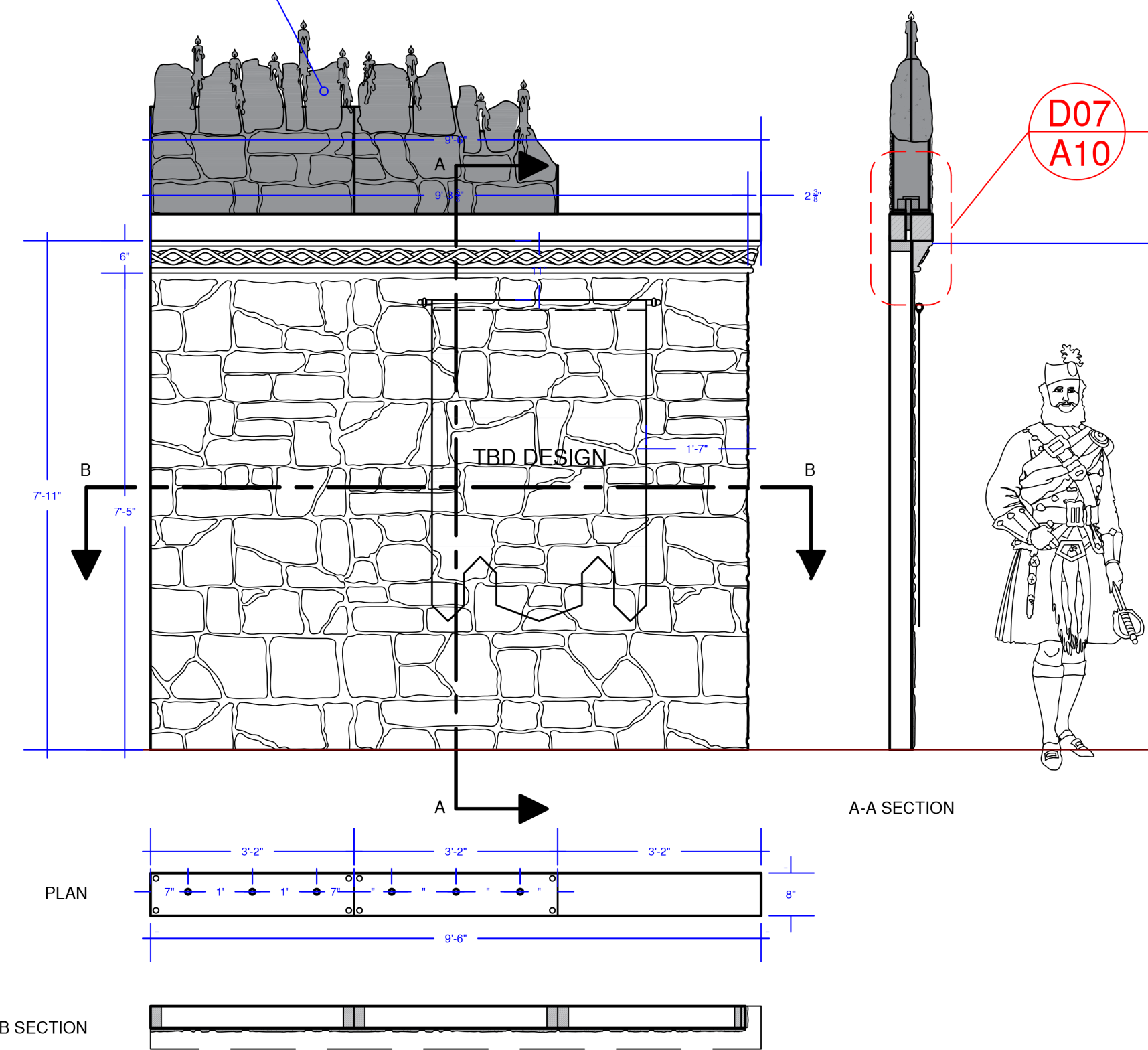
| |
|---|
| STAR DROP/CYC/TORMENTORS ELEVATIONS & PLANS |
| CONTENT: |
| DIRECTOR: |
| PLAYWRIGHT: |
| BOOK & LYRICS: |
| DESIGNER: |
| DATE: |
| SCALE: |
| REVISED DATE: |
| DRAWN BY: |

THESE DRAWINGS REPRESENT VISUAL CONCEPTS AND CONSTRUCTION SUGGESTIONS ONLY. IT IS NOT THE DESIGNER'S RESPONSIBILITY TO DETERMINE STRUCTURAL APPROPRIATENESS OF THIS DESIGN. THE DESIGNER'S RESPONSIBILITY IS TO PROVIDE CLEAR AND ACCURATE INFORMATION TO THE ENGINEERING, CONSTRUCTION, MANUFACTURING, OR USE OF THIS SCENE. ANY HOOPER CHANGES ARE THE USER'S RESPONSIBILITY. THE USER MUST ENSURE THAT ALL PROPOSALS ARE SOUND, CORRECTED ANY ERRORS AND ADVISE OF CHANGES THAT THEY RECOMMENDED.

ALL DIMENSIONS SHOULD BE VERIFIED ON SITE AND ADJUSTED ACCORDINGLY.

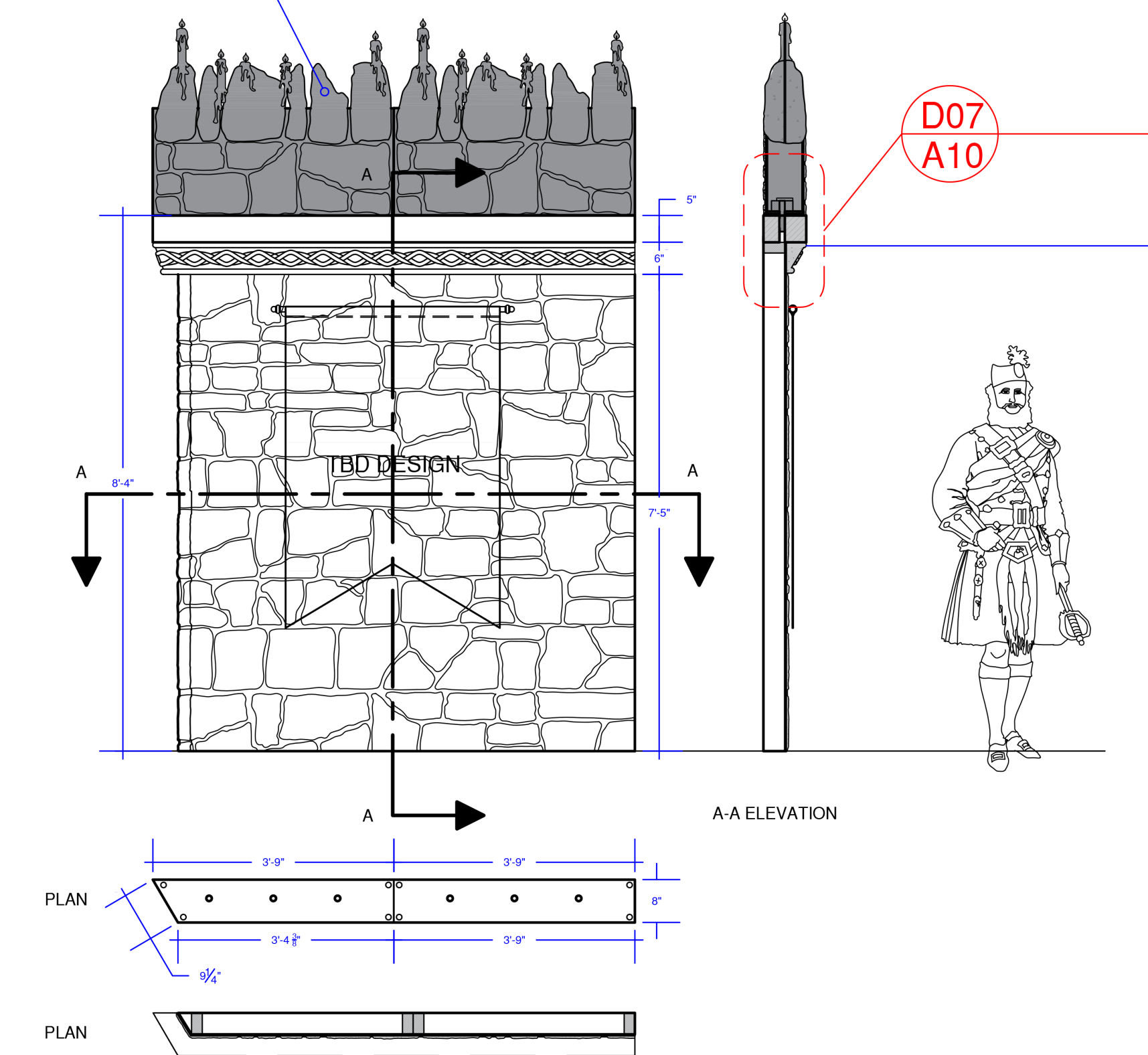
MALLORY GABBARD

CASTLE BLOCKS
SEE PAGE A-015

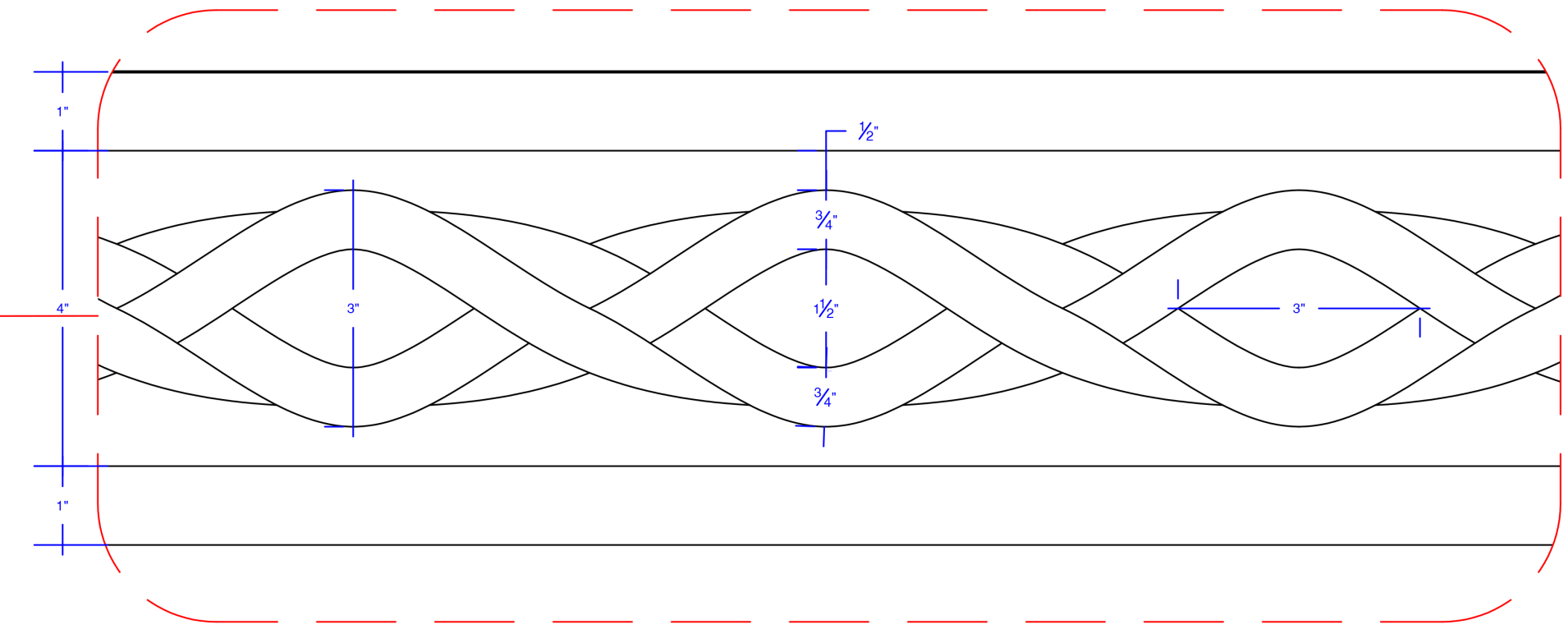
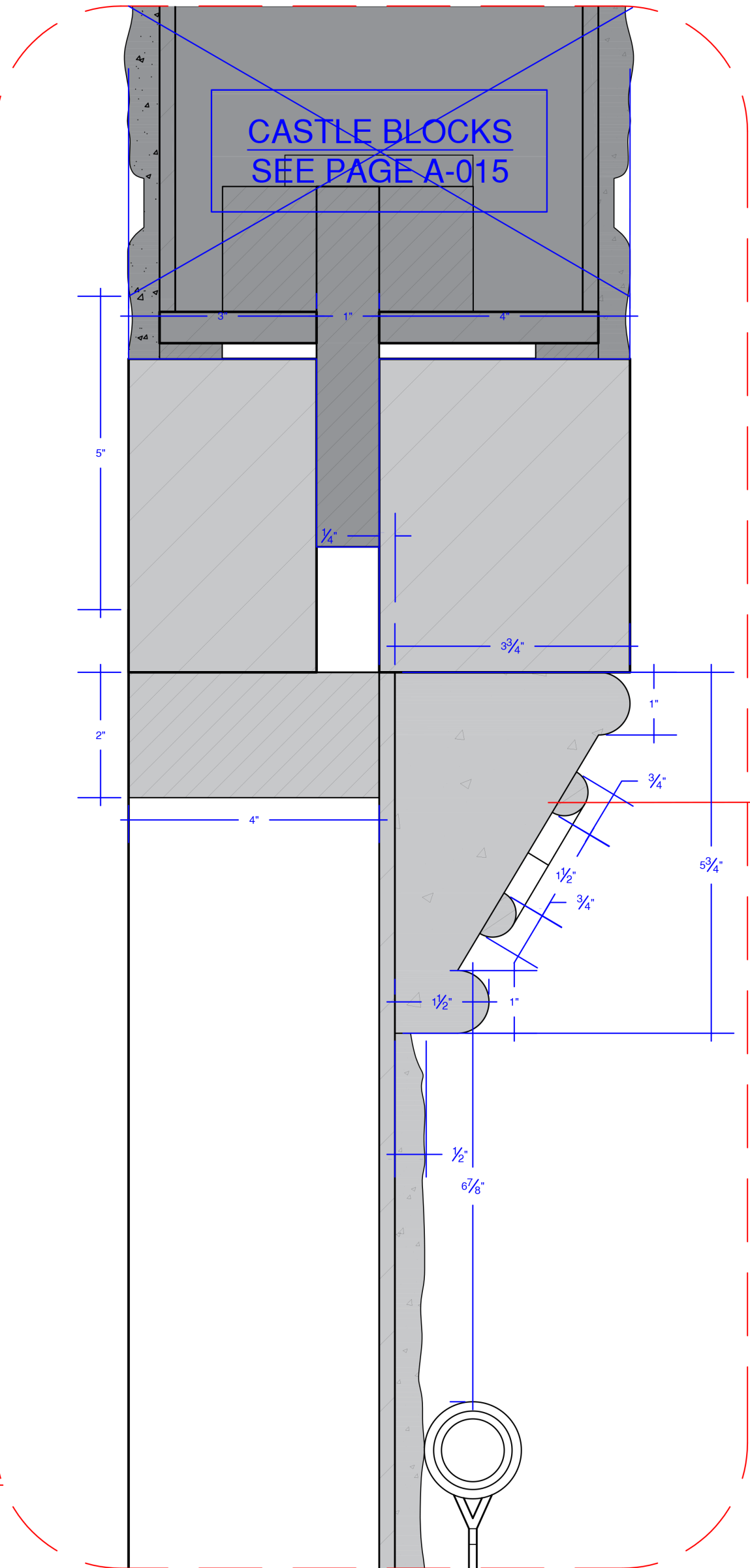


S1 CASTLE STAGE R ELEVATION/ PLAN/ SECTION
A10 SCALE: 1/2" = 1'-0"

CASTLE BLOCKS
SEE PAGE A-015




S2 CASTLE STAGE L ELEVATION/ PLAN/ SECTION
A10 SCALE: 1/2" = 1'-0"



CASTLE WALL SCENIC REFERENCE:
- CUSTOM CUT/MOLDED STONE WALL
MDF TILES 1/2" THICKNESS

- AGED STONE, ASSORTED SIZES,
SEE MODEL FOR REFERENCE

- MORTAR: GROUT SOLUTIONS
#09 NATURAL GREY



| | |
|------------------------------|---|
| CASTLE GP ELEVATIONS & PLANS | NA |
| DIRECTOR: | BOOK & LYRICS: ALAN JAY LERNER MUSIC: FREDERICK LOEWE |
| PLAYWRIGHT: | MALORY GABBARD |
| DESIGNER: | 06/03/21 |
| DATE: | 1/2" = 1'-0" OF AS NOTED |
| SCALE: | 06/2023 |
| REVISED DATE: | MALORY GABBARD CELL: (512) 981-9600 |
| DRAWN BY: | |

DISCLOSURE:

THESE DRAWINGS REPRESENT VISUAL CONCEPTS AND CONSTRUCTION SUGGESTIONS ONLY. IT IS NOT THE DESIGNER'S RESPONSIBILITY TO DETERMINE STRUCTURAL APPROPRIATENESS OF ENGINEERING, CONSTRUCTION, HANDLING, OR USE OF THIS SCENERY. CLIENTS ARE URGED TO THOROUGHLY CHECK THE DRAWING AND IF NECESSARY, SEEK THE ADVICE OF A QUALIFIED ARCHITECT OR ENGINEER. ALL DIMENSIONS AND MATERIALS PROPOSED ARE SOUND, CORRECTED ANY ERRORS AND ADVISED OF CHANGES THAT THEY RECOMMENDED. ALL DIMENSIONS SHOULD BE VERIFIED ON SITE AND ADJUSTED ACCORDINGLY.



CASTLE STAGE RIGHT GP ELEVATIONS & PLANS

NA

BOOK & LYRICS: ALAN JAY LERNER | MUSIC: FREDERICK LOEWE

MALLORY GABBARD

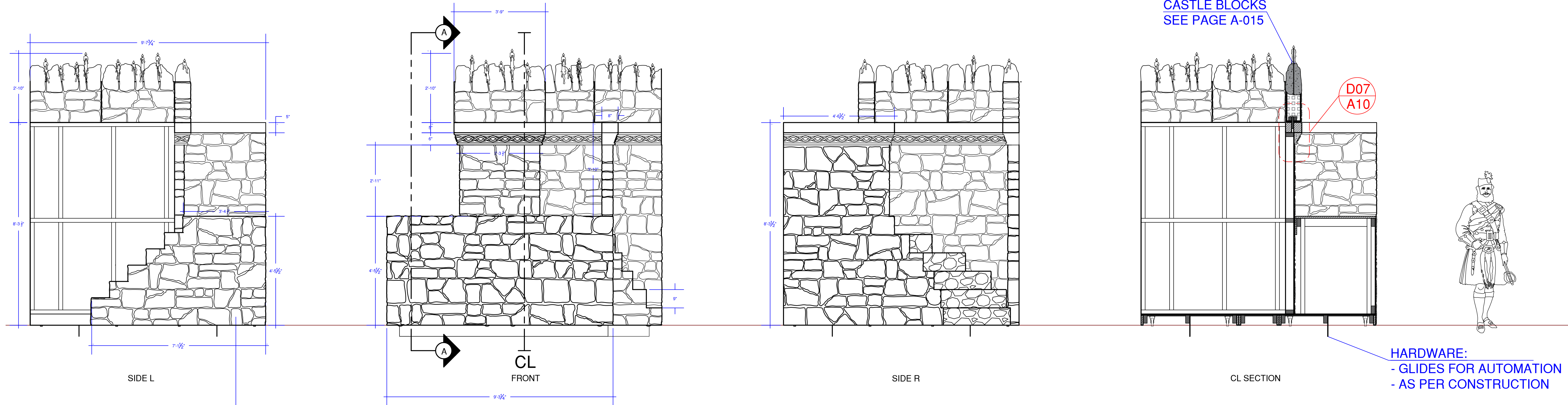
06/03/21

TBD

MALLORY GABBARD | CELL: (512) 961-9800


DISCLOSURE:

THESE DRAWINGS REPRESENT VISUAL CONCEPTS AND CONSTRUCTION SUGGESTIONS ONLY. IT IS NOT THE DESIGNER'S RESPONSIBILITY TO DETERMINE STRUCTURAL APPROPRIATENESS OF THIS PROPOSAL. THE CLIENT AND CONTRACTOR SHALL BE RESPONSIBLE FOR OBTAINING ALL NECESSARY PERMITS AND APPROVALS. THE CLIENT AND CONTRACTOR SHALL BE RESPONSIBLE FOR VERIFYING ALL DIMENSIONS AND MATERIALS. THE CLIENT AND CONTRACTOR SHALL BE RESPONSIBLE FOR VERIFYING ALL DIMENSIONS AND MATERIALS. THE CLIENT AND CONTRACTOR SHALL BE RESPONSIBLE FOR VERIFYING ALL DIMENSIONS AND MATERIALS.



HARDWARE:
- GLIDES FOR AUTOMATION
- AS PER CONSTRUCTION

MATERIAL DETAIL:
- SEE 'CASTLE WALL'
SCENIC REFERENCE ON
SHEET A-010



HARDWARE:
- ULINE
- 4X1 STANDARD RUBBER CASTERS
- 5" HEIGHT
- QUANTITY: TBD
- LINK

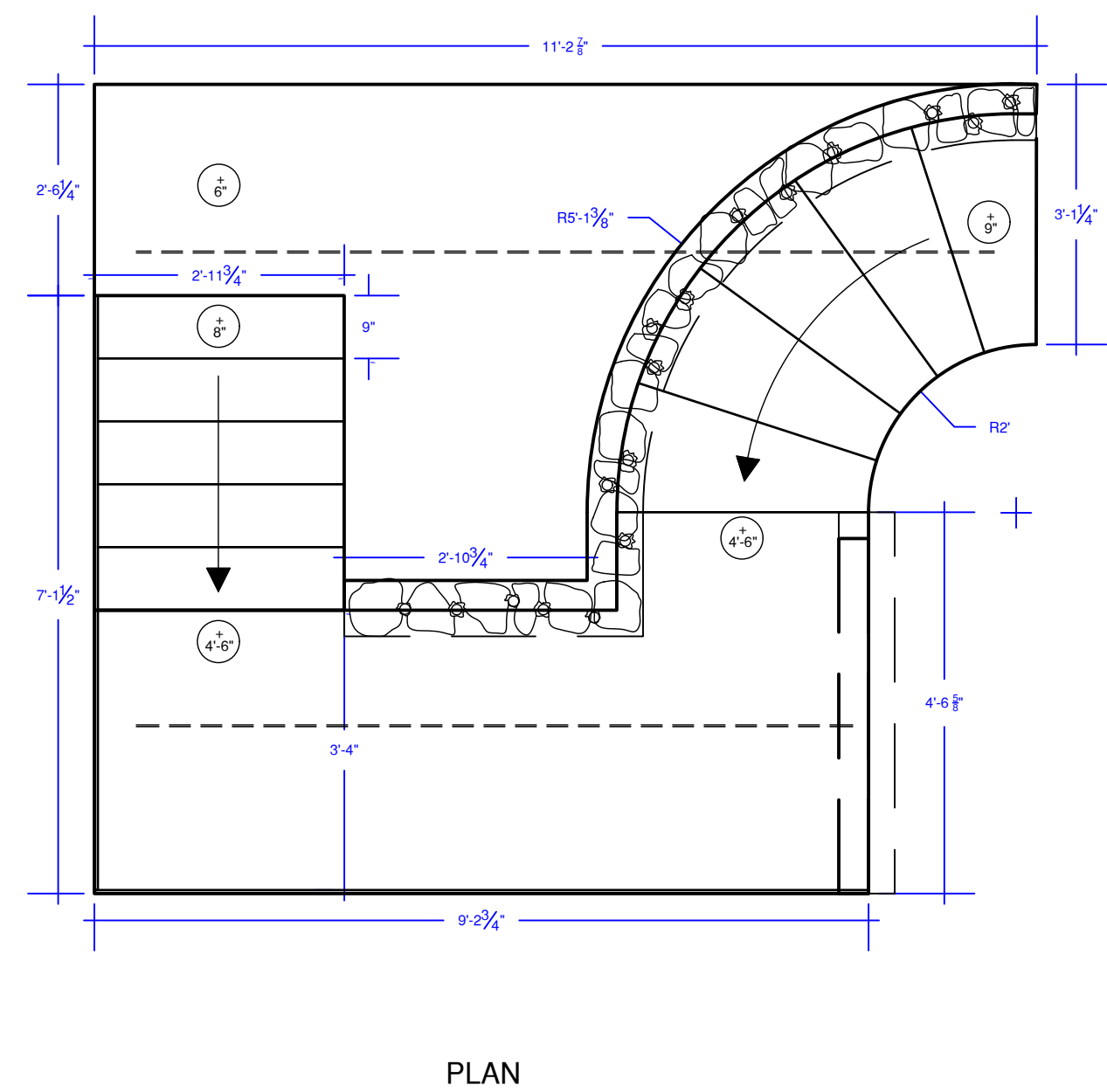
Standard Rubber Caster - Rigid, 4 x 1"

FOR CASTERS

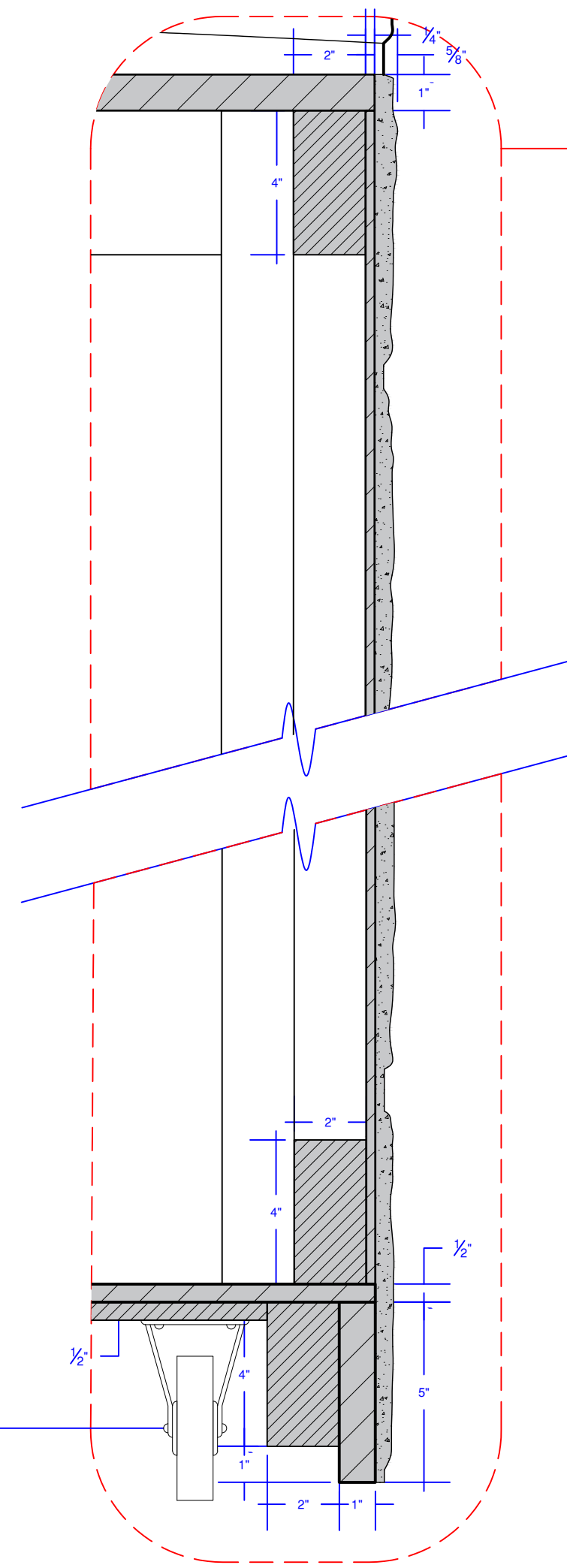
Smoothrolling replacements for casters, dollies and poly box trucks.

- Non-marking and quiet. Rolls easily on tile and linoleum.
- Bot hole spacing: 1 3/4 x 3".

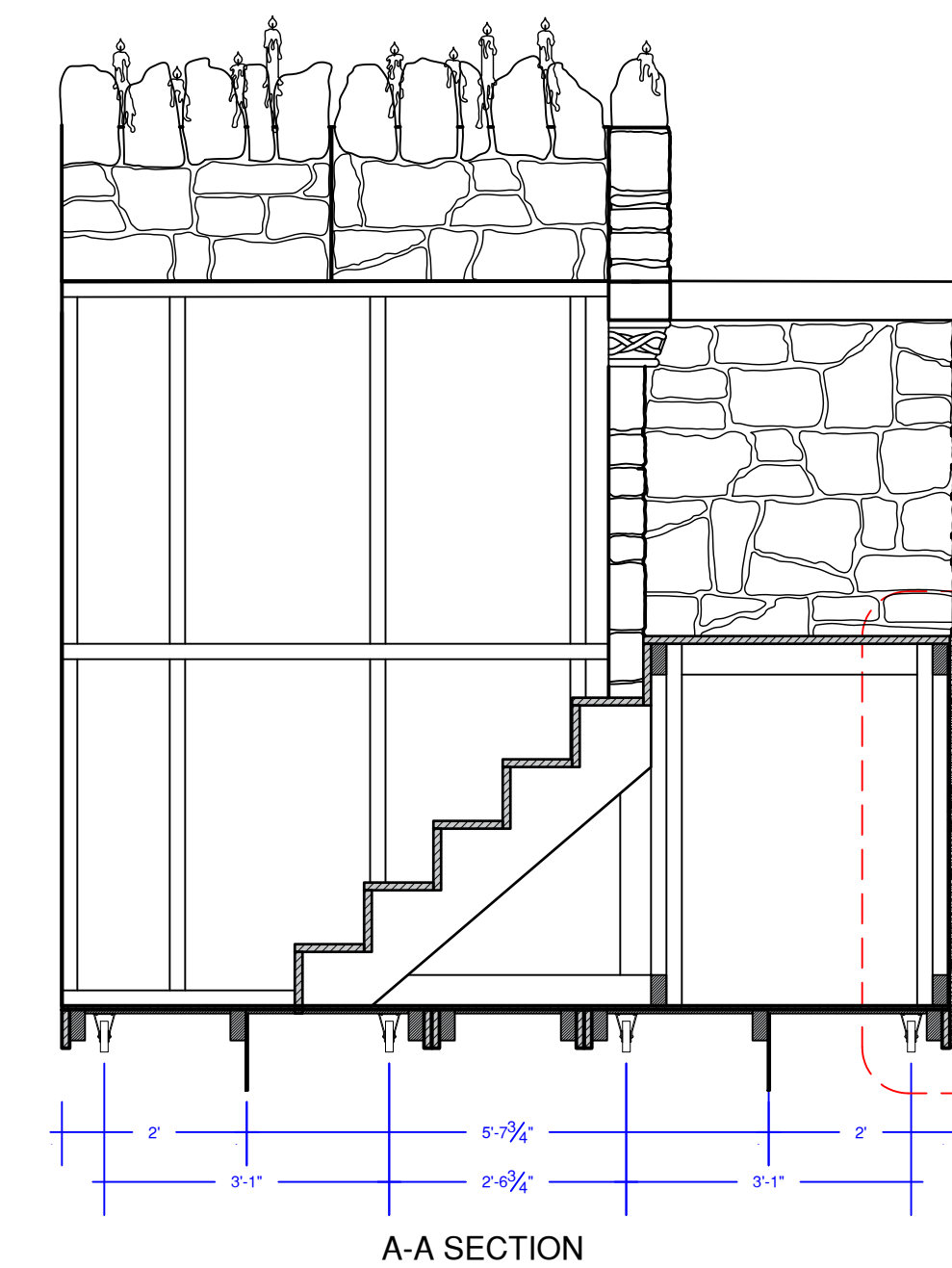
| MODEL NO. | DESCRIPTION | CAP (mm) | SIZE (mm) | OVERALL HEIGHT (mm) | TRUCK (mm) | FBS (mm) | PRICE EACH (USD) | STYLE | IN STOCK |
|-----------|-------------|----------|-----------|---------------------|------------|----------|------------------|-------|----------|
| H5537R | Rigid | 275 | W 4 x 1" | 5" | H331.8 | 811 | \$10 | Rigid | ADD |



DD1 A11 CASTLE STAGE R ELEVATIONS & PLAN
SCALE: 3/8" = 1'-0"



D08 A11 DETAIL: CASTLE STAGE R SECTION
SCALE: 3/8" = 1'-0"



D08 A11

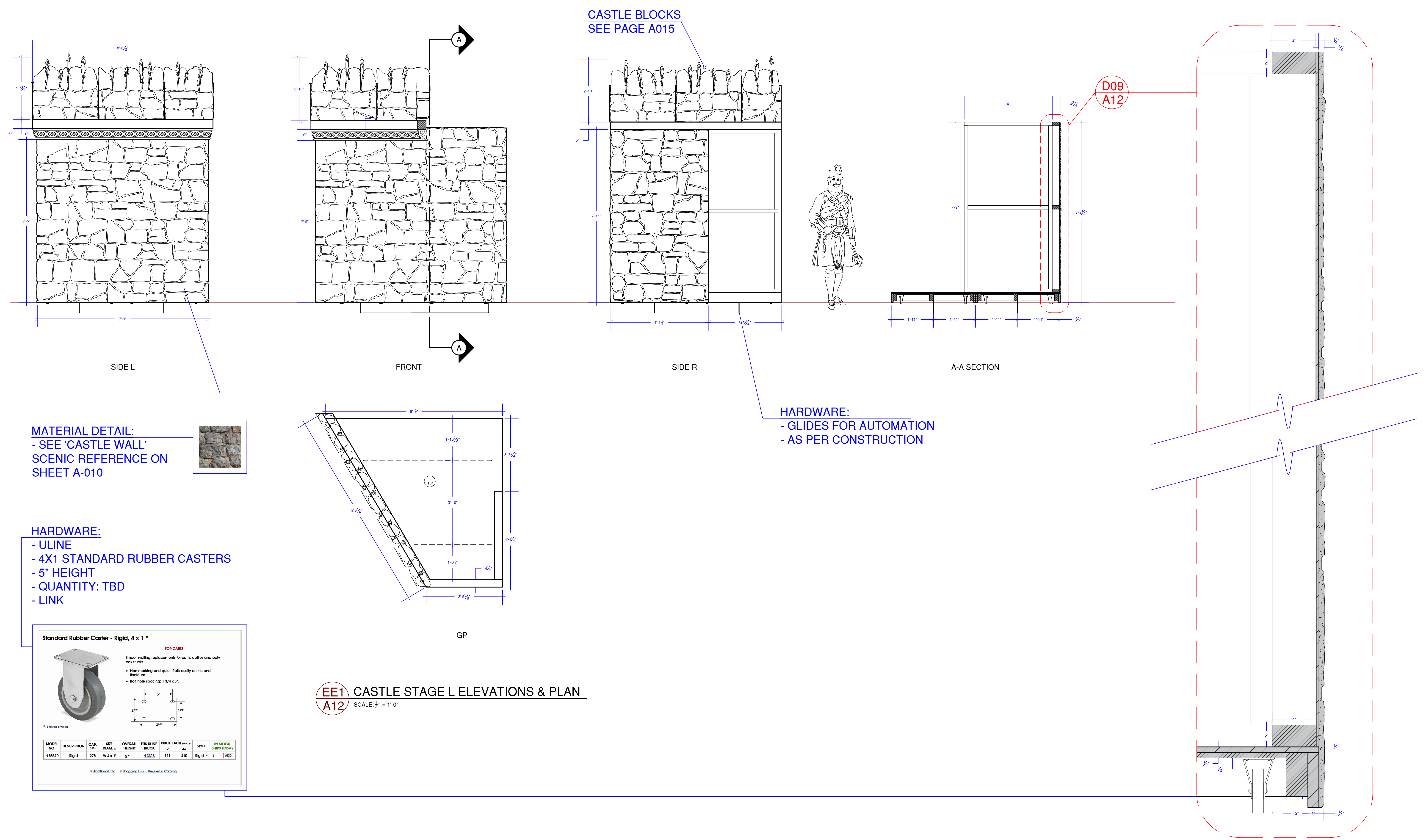
| |
|---|
| CASTLE STAGE LEFT GP ELEVATIONS & PLANS |
| NA |
| BOOK & LYRICS: ALAN JAY LERNER MUSIC: FREDERICK LOEWE |
| MALLORY GABBARD |
| 06/03/21 |
| 1" = 1'-0" OR AS NOTED |
| 06/20/23 |
| MALLORY GABBARD CELL: (512) 961-9600 |

DISCLOSURE:

THESE DRAWINGS REPRESENT VISUAL CONCEPTS AND CONSTRUCTION SUGGESTIONS ONLY. IT IS NOT THE DESIGNER'S RESPONSIBILITY TO DETERMINE STRUCTURAL APPROPRIATENESS OF THIS DESIGN AND THE DESIGNER DOES NOT ASSUME RESPONSIBILITY FOR IMPROPER ENGINEERING, CONSTRUCTION, HANDLING, OR USE OF THIS SHEET.

CLIENTS ARE URGED TO THOROUGHLY CHECK THE DRAWING AND IF NECESSARY, SEEK THE RECOMMENDATION OF A PROFESSIONAL ENGINEER. CHECK FOR ANY ERRORS AND ADVISE OF CHANGES THAT THEY PROPOSAL ARE SOUND, CORRECTED AND RECOMMENDED.


ALL DIMENSIONS SHOULD BE VERIFIED ON SITE AND ADJUSTED ACCORDINGLY.



CASTLE BLOCKS
SEE PAGE A015

HARDWARE:
- GLIDES FOR AUTOMATION
- AS PER CONSTRUCTION

MATERIAL DETAIL:
- SEE 'CASTLE WALL'
SCENIC REFERENCE ON
SHEET A-010




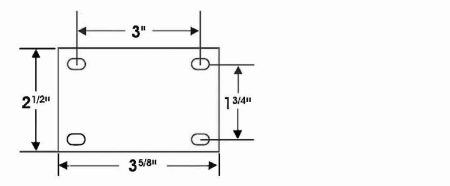
HARDWARE:
- ULINE
- 4X1 STANDARD RUBBER CASTERS
- 5" HEIGHT
- QUANTITY: TBD
- LINK

Standard Rubber Caster - Rigid, 4 x 1"

FOR CABS

Smooth-rolling replacements for carts, dollies and poly box trucks.

- Non-marking and quiet. Rolls easily on tile and linoleum.
- Bolt hole spacing: 1.314 x 3".

| MODEL NO. | DESCRIPTION | CAP. (LBS.) | SIZE (DIAM. x H) | OVERALL HEIGHT | FR. ULINE | PRICE EACH (MIN. QTY.) | STYLE | IN STOCK |
|-----------|-------------|-------------|------------------|----------------|-----------|------------------------|-----------|----------|
| H537R | Rigid | 275 | W 4 x 1" | 5" | H-3318 | \$11 \$10 | Rigid - 2 | ADD |

Additional Info Shipping Info Request a Catalog

EE1 A12 CASTLE STAGE L ELEVATIONS & PLAN
SCALE: 3/8" = 1'-0"

D09 A12 DETAIL: CASTLE STAGE L SECTION
SCALE: 3/8" = 1'-0"

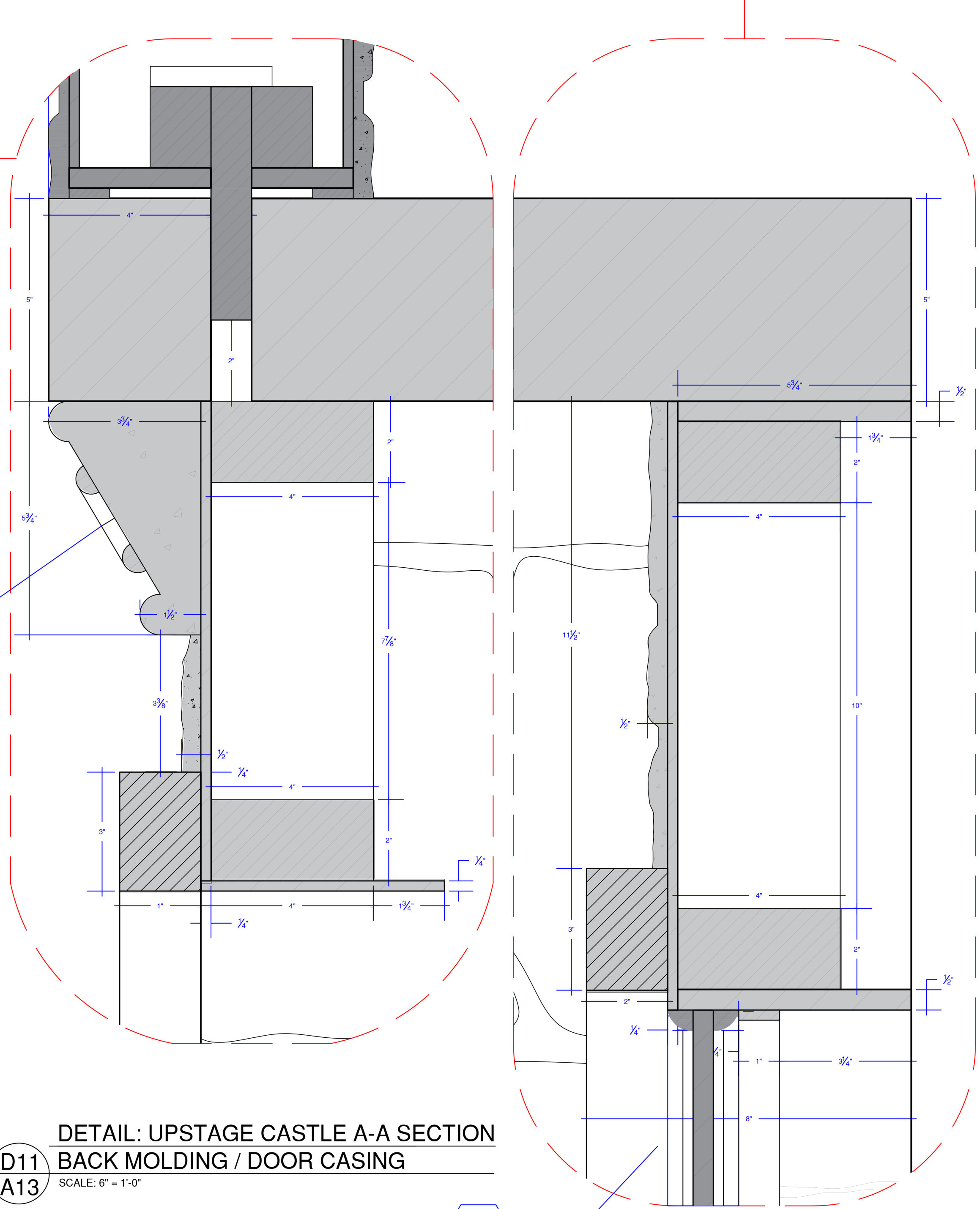
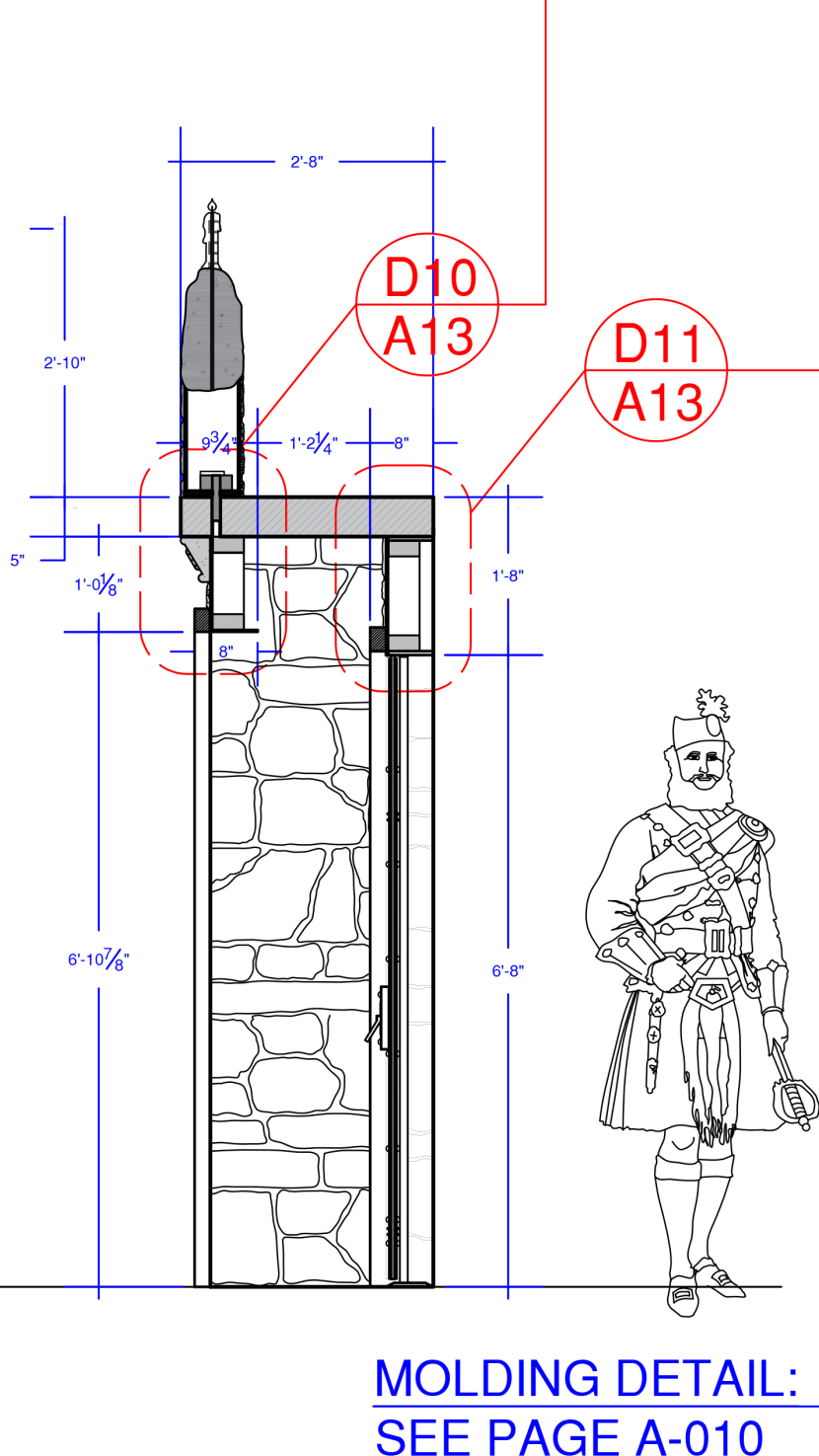
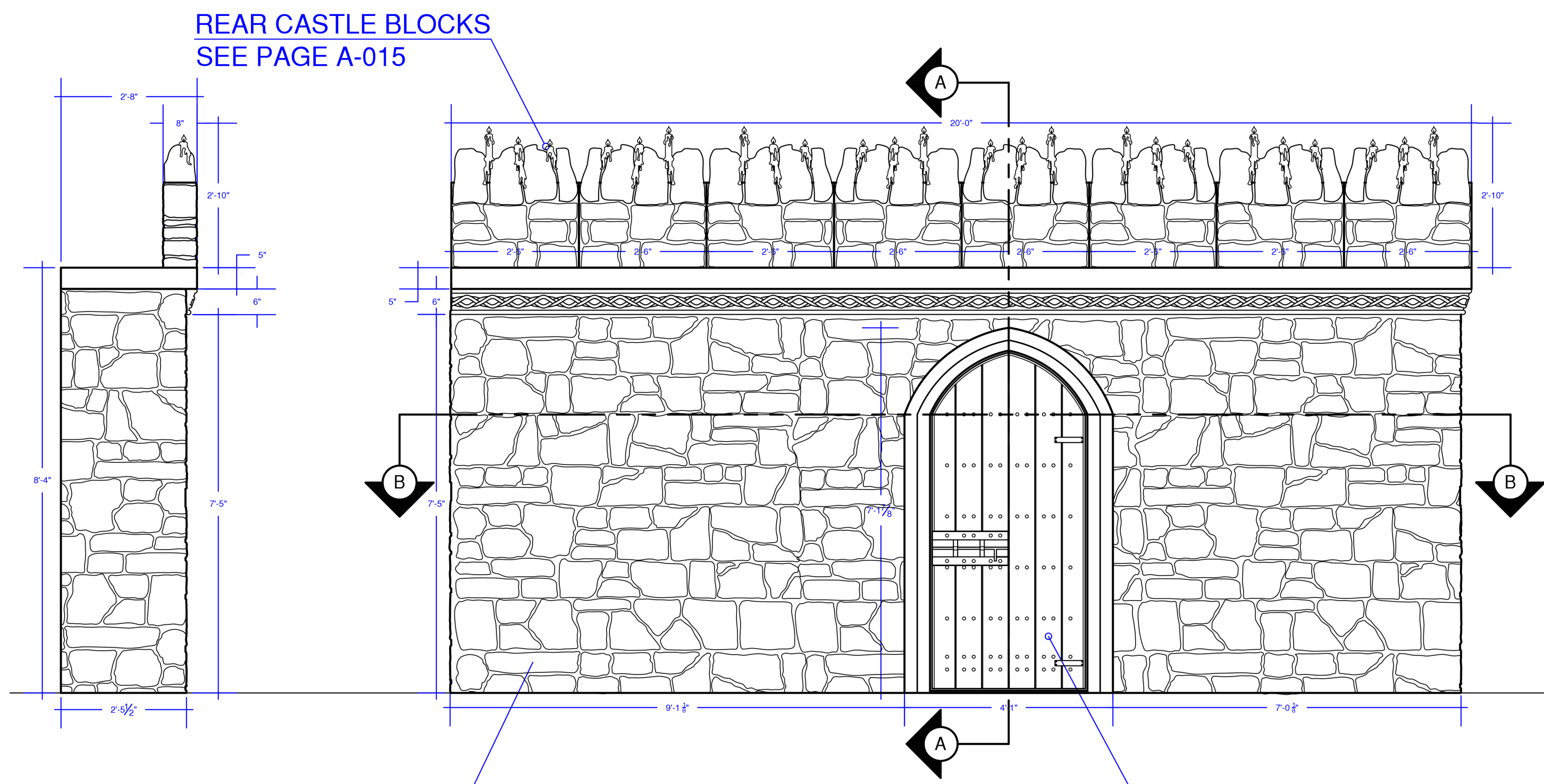


UPSTAGE CASTLE GP ELEVATIONS & PLANS

CONTENT:

THESE DRAWINGS REPRESENT VISUAL CONCEPTS AND CONSTRUCTION SUGGESTIONS ONLY. IT IS NOT THE DESIGNER'S RESPONSIBILITY TO DETERMINE STRUCTURAL APPROPRIATENESS OF ENGINEERING, CONSTRUCTION, HANDLING, OR USE OF THIS SCENERY. CLIENTS ARE URGED TO THOROUGHLY CHECK THE DRAWING AND IF NECESSARY, SEEK THE ADVICE OF AN ARCHITECT OR STRUCTURAL ENGINEER. REVISIONS AND ADVISE OF CHANGES THAT THEY ARE SOUND, CORRECTED ANY ERRORS AND RECOMMENDED. ALL DIMENSIONS SHOULD BE VERIFIED ON SITE AND ADJUSTED ACCORDINGLY.

DISCLOSURE:

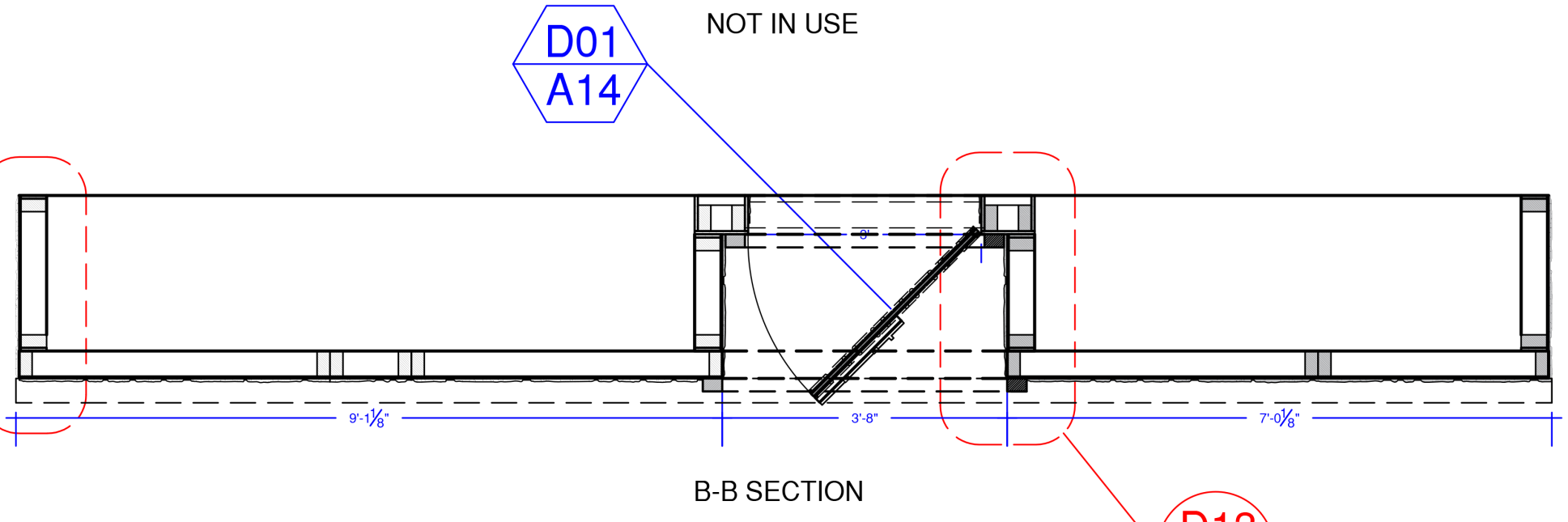
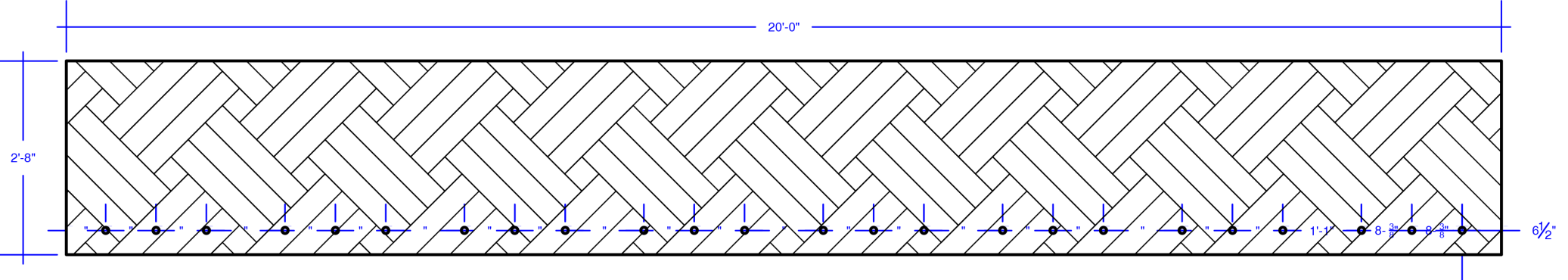


SIDE L

FRONT

A-A SECTION

MATERIAL DETAIL: - SEE 'CASTLE WALL' SCENIC REFERENCE ON SHEET A-010



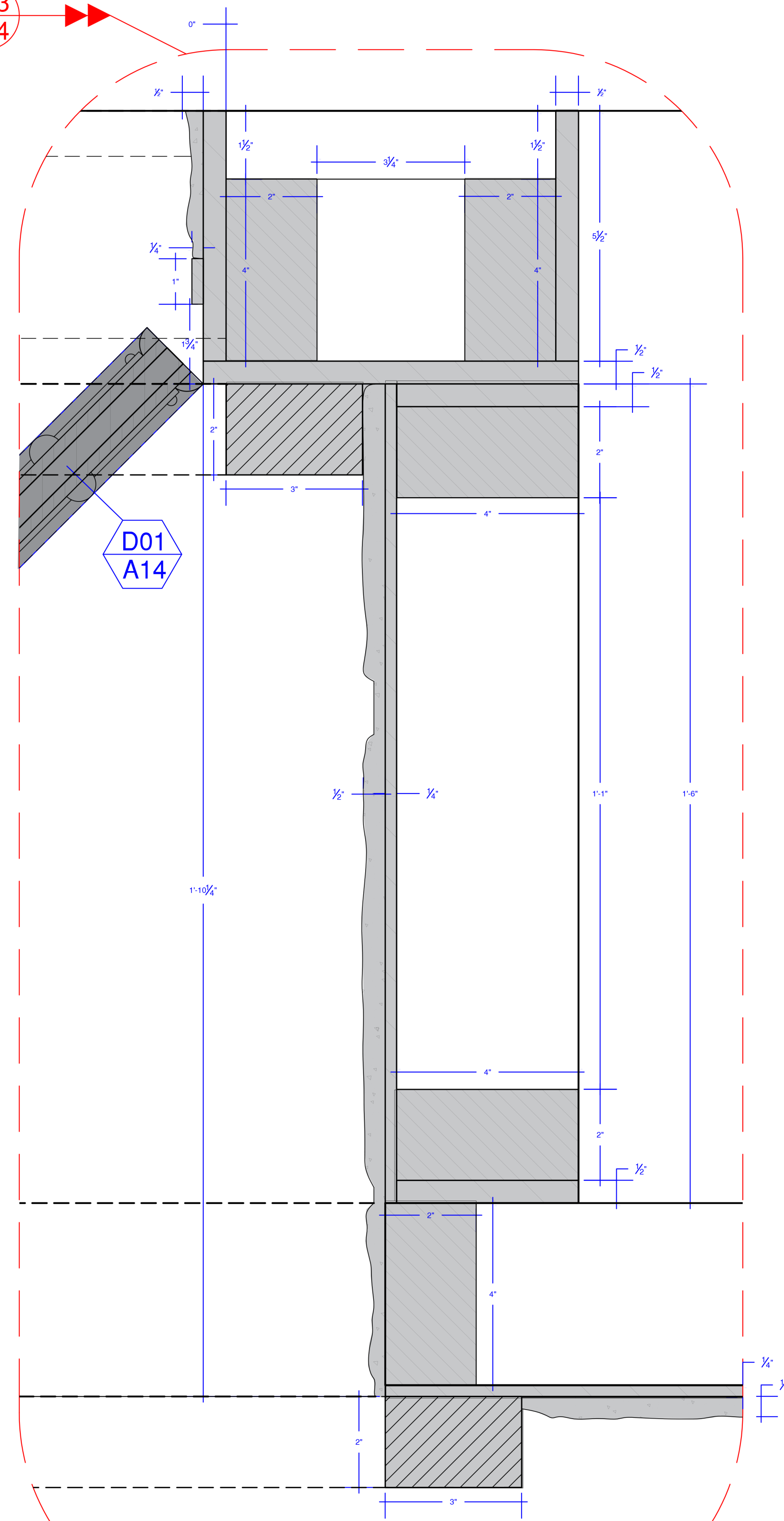
D12 DETAIL: UPSTAGE CASTLE B-B SECTION SCALE: 3" = 1'-0"

D11 A13 DETAIL: UPSTAGE CASTLE A-A SECTION BACK MOLDING / DOOR CASING SCALE: 6" = 1'-0"

D10 A13 DETAIL: UPSTAGE CASTLE A-A SECTION FRONT MOLDING / DOOR CASING SCALE: 6" = 1'-0"

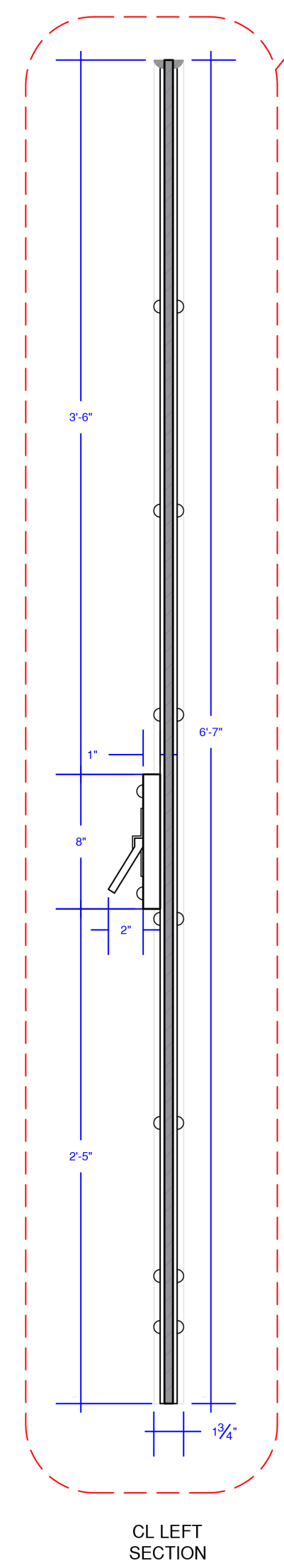
K A13 UPSTAGE CASTLE ELEVATIONS & PLANS SCALE: 3/4" = 1'-0"

D13
A14

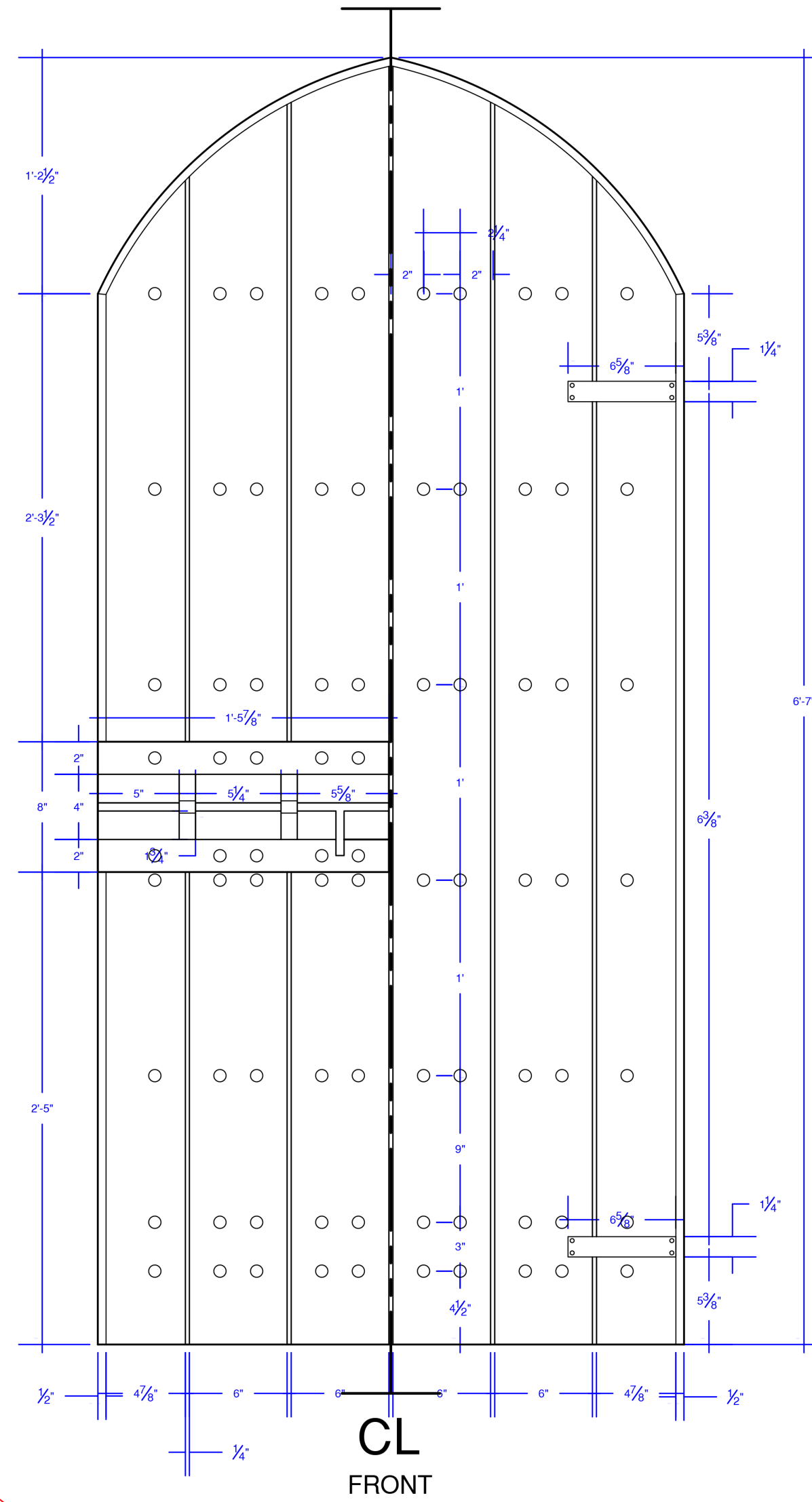


D13 DETAIL: REAR CASTLE MOLDING/ DOOR CASING
A14 SCALE: 6" = 1'-0"

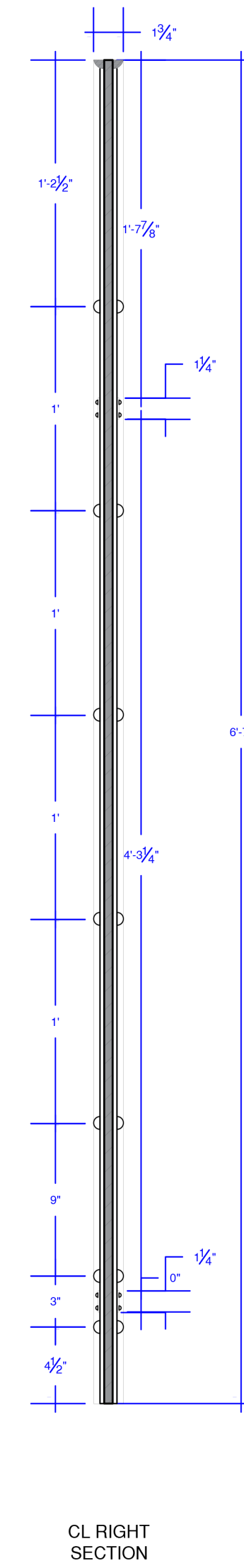
D14
A14



CL LEFT SECTION

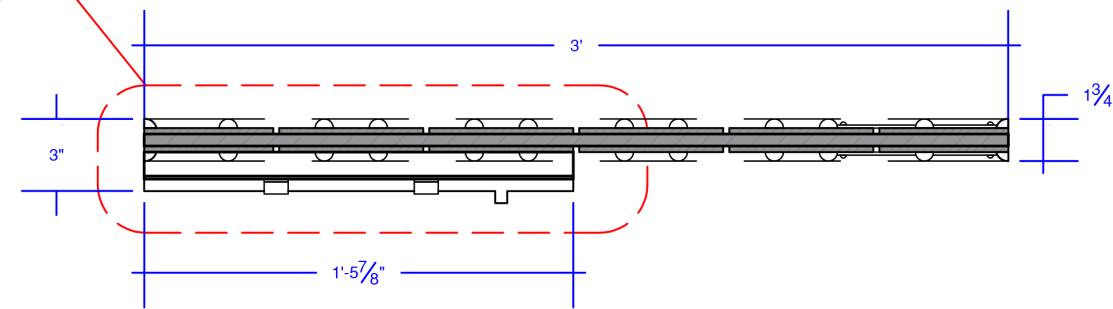


CL FRONT



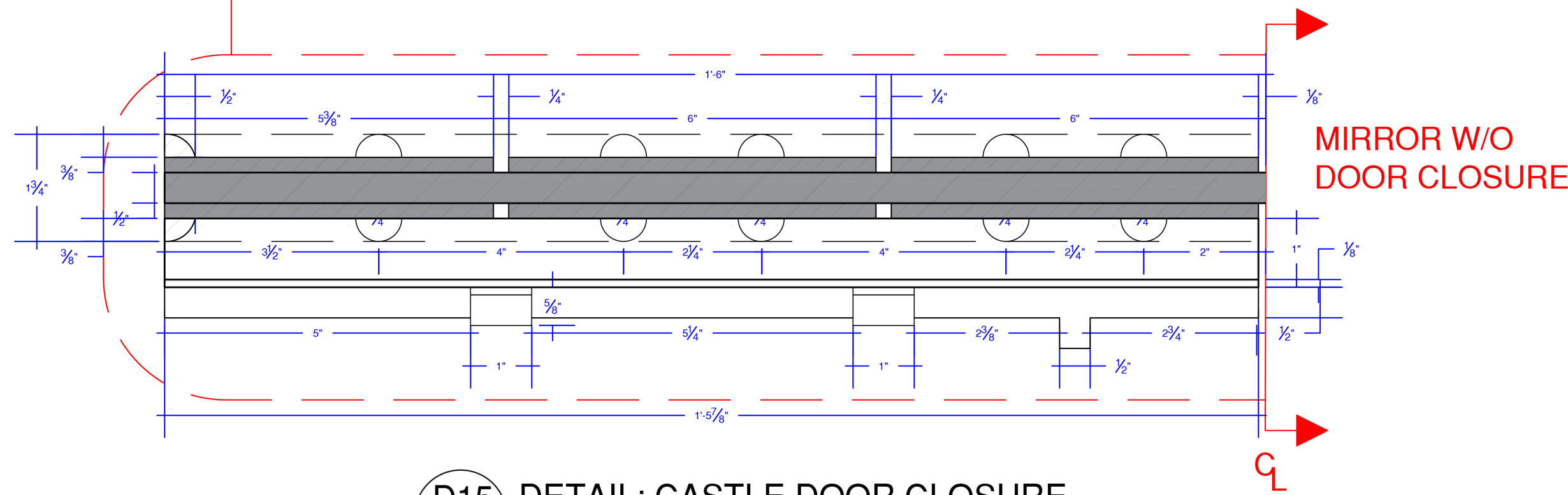
CL RIGHT SECTION

D15
A14



PLAN


D01 DOOR 01: SECTIONS/ ELEVATION/ PLAN
A14 SCALE: 1'-2" = 1'-0"




D15 DETAIL: CASTLE DOOR CLOSURE
A14 SCALE: 6" = 1'-0"

D14 DETAIL: CASTLE DOOR L SECTION
A14 SCALE: 6" = 1'-0"


PAINT DETAIL:
 - BM # TBD
 - FINISH TBD
 - TREATMENT: SLIGHT WEAR & TEAR/HEAVIEST AROUND TOE-KICK AREA



REFERENCE:



HARDWARE:
 - CUSTOM TUDOR DOOR BOLT
 - WROUGHT IRON
 - 1'-5 7/8" L X 8" H X 1" D BASE
 - 1" ROUND SLIDING LOCK
 - QUANTITY: X1



THESE DRAWINGS REPRESENT VISUAL CONCEPTS AND CONSTRUCTION SUGGESTIONS ONLY. IT IS NOT THE DESIGNER'S RESPONSIBILITY TO DETERMINE STRUCTURAL APPROPRIATENESS OF ENGINEERING, CONSTRUCTION, HANDLING, OR USE OF THIS SCENERY. CLIENTS ARE URGED TO THOROUGHLY CHECK THE DRAWING AND IF NECESSARY, SEEK THE ADVICE OF AN ARCHITECT OR ENGINEER. ANY ERRORS AND ADVISE OF CHANGES THAT THEY PROPOSED ARE SOUND, CORRECTED ANY ERRORS AND ADVISE OF CHANGES THAT THEY RECOMMENDED.

ALL DIMENSIONS SHOULD BE VERIFIED ON SITE AND ADJUSTED ACCORDINGLY.

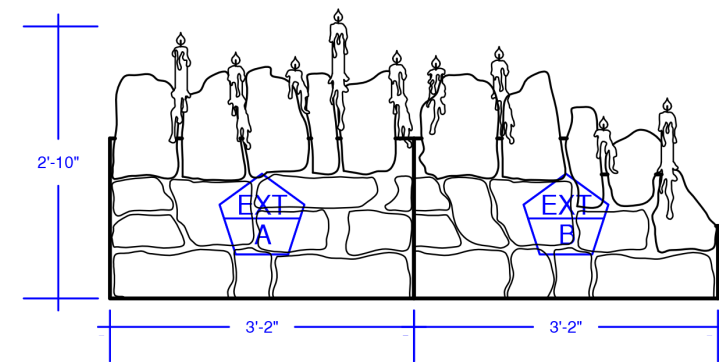


CASTLE BLOCK (A/B/C) ELEVATIONS, PLANS, & SECTIONS

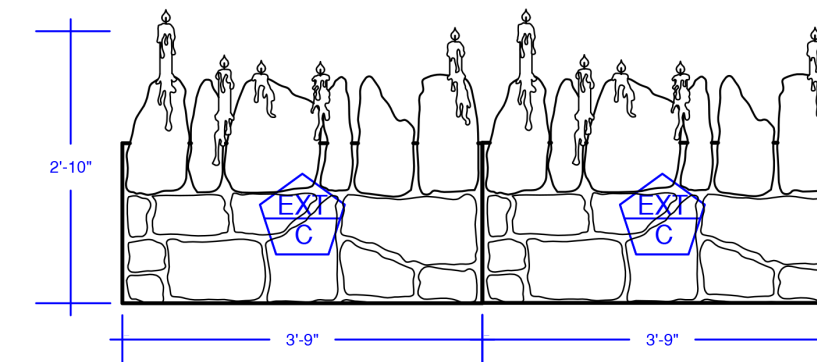
CONTENT:

THESE DRAWINGS REPRESENT VISUAL CONCEPTS AND CONSTRUCTION SUGGESTIONS ONLY. IT IS NOT THE DESIGNER'S RESPONSIBILITY TO DETERMINE STRUCTURAL APPROPRIATENESS OF THIS DESIGN AND THE DESIGNER DOES NOT ASSUME RESPONSIBILITY FOR IMPROPER ENGINEERING, CONSTRUCTION, HANDLING, OR USE OF THIS SCENERY. CLIENTS ARE URGED TO THOROUGHLY CHECK THE DRAWING AND IF NECESSARY, SEEK THE ADVICE OF A STRUCTURAL ENGINEER. ALL DIMENSIONS AND MATERIALS LISTED IN THIS PROPOSAL ARE SOUND, CORRECTED ANY ERRORS AND ADVISED OF CHANGES THAT THEY RECOMMENDED. ALL DIMENSIONS SHOULD BE VERIFIED ON SITE AND ADJUSTED ACCORDINGLY.

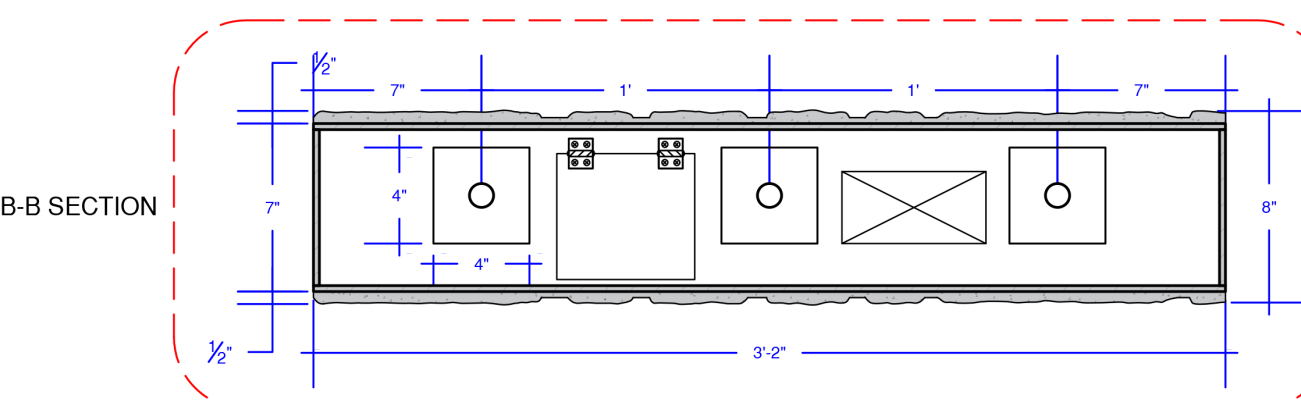
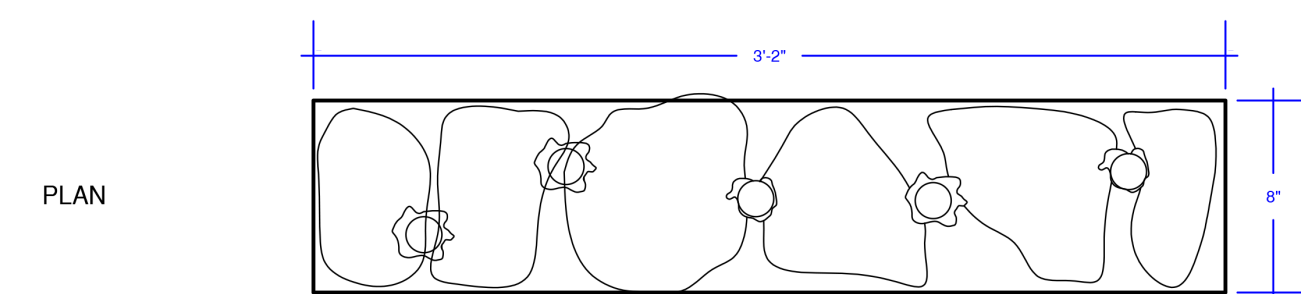
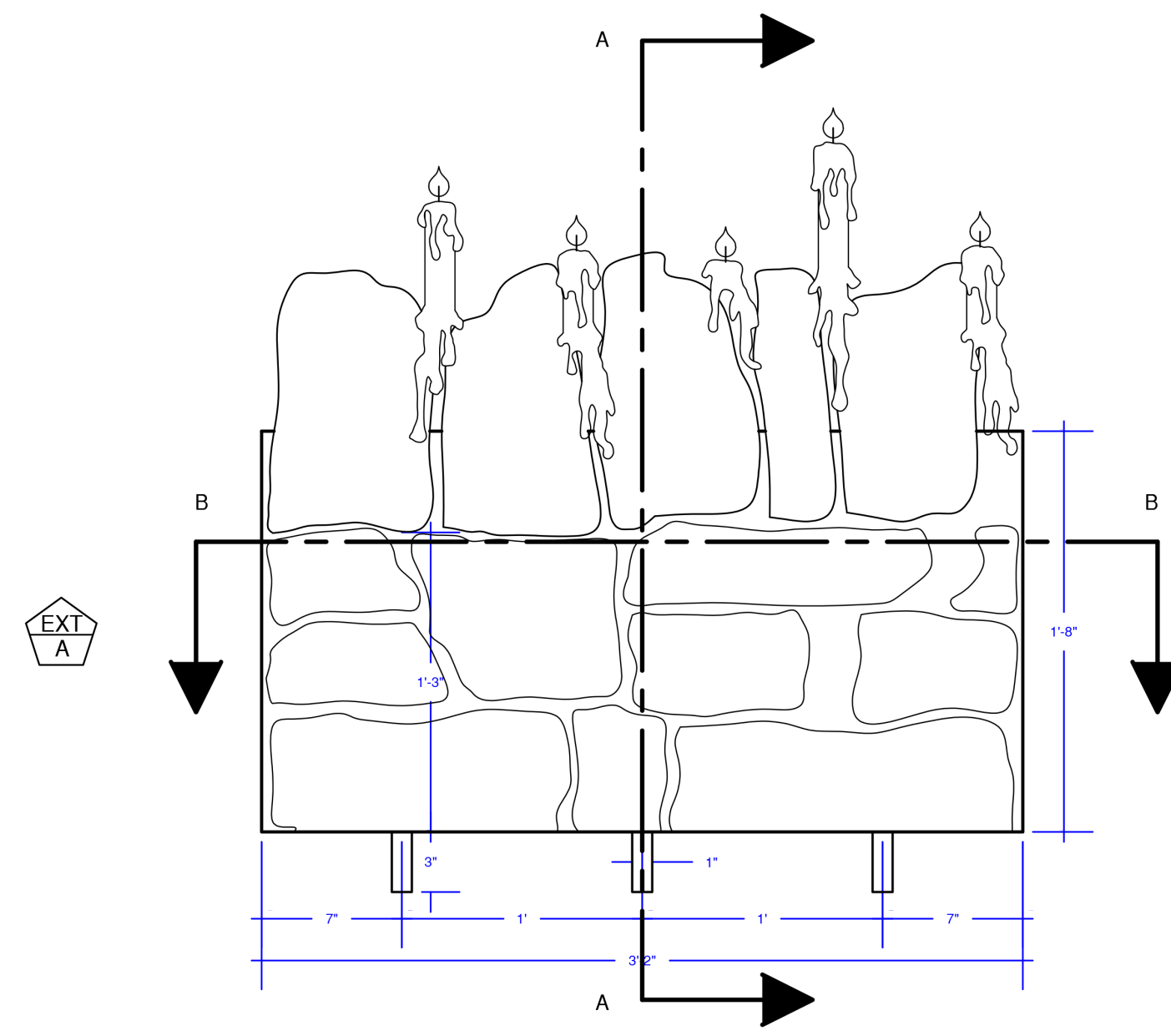
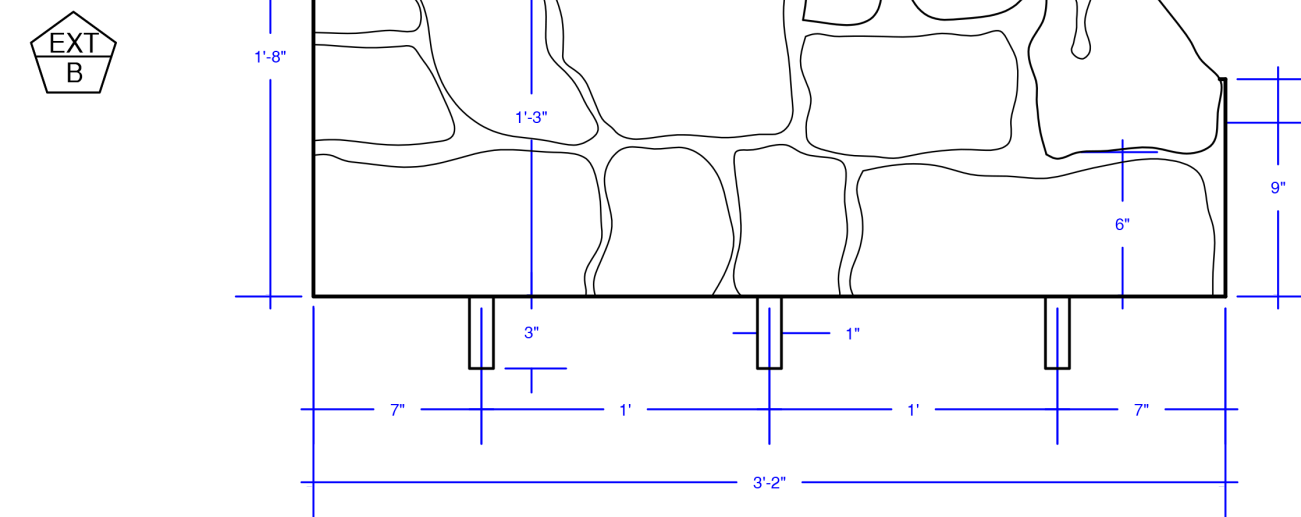

CASTLE WALL EXT STAGE R



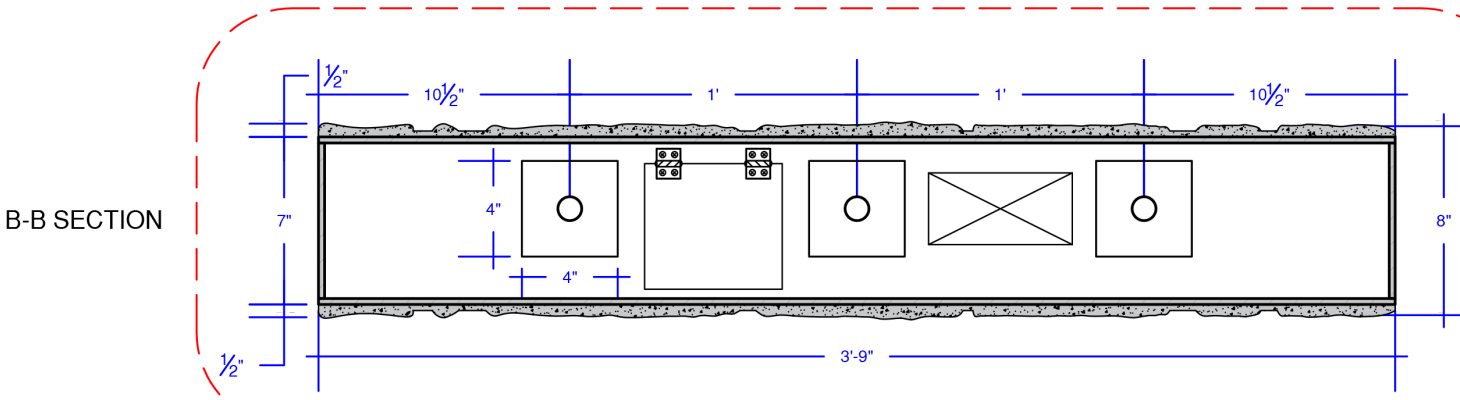
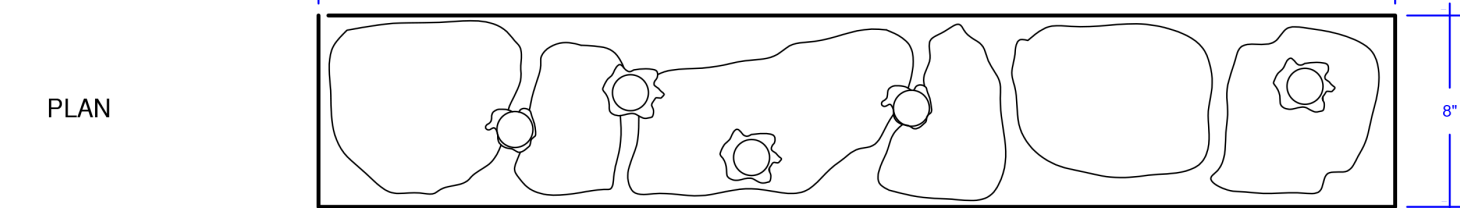
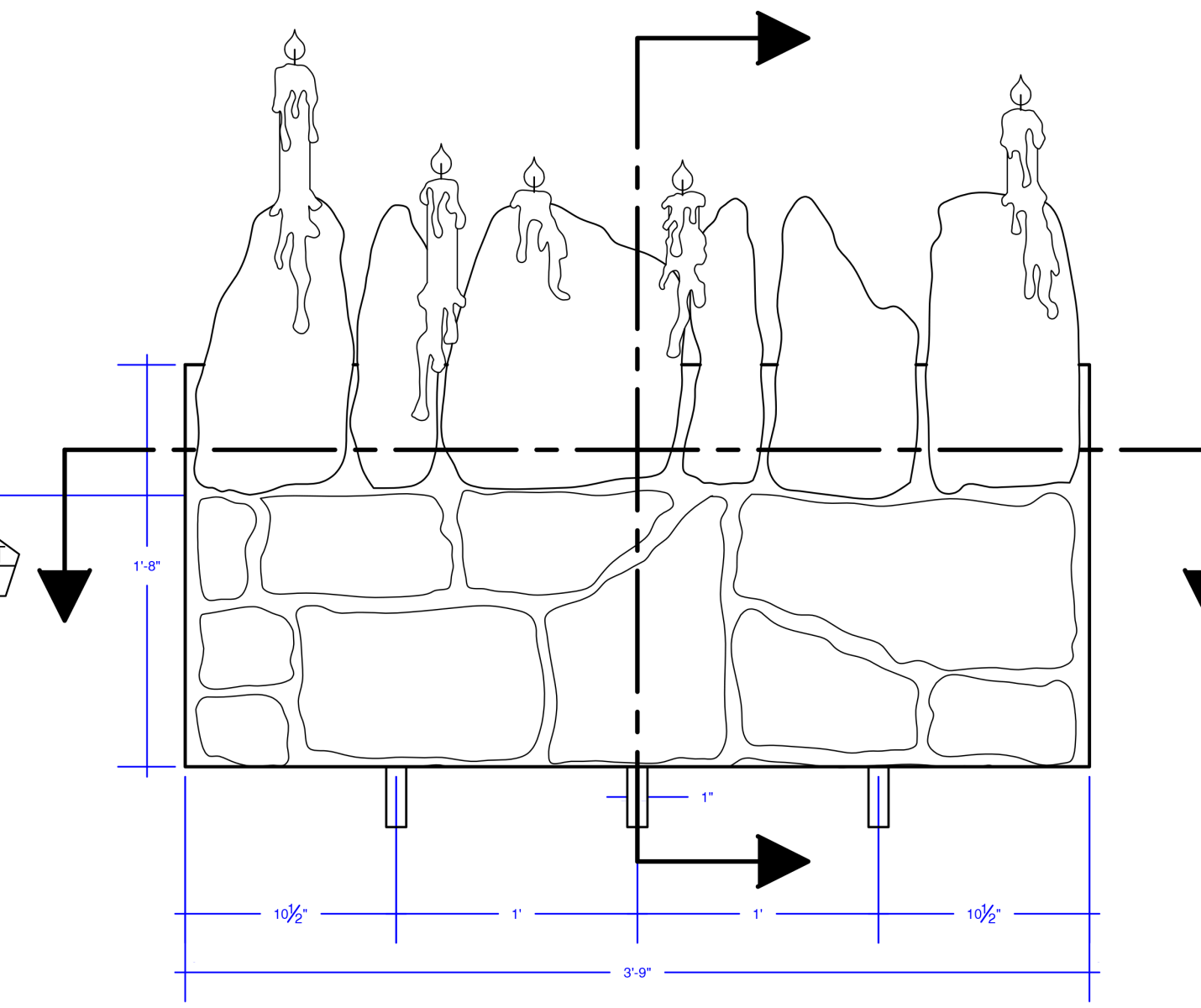
CASTLE WALL EXT STAGE L



MATERIAL DETAIL:
- SEE 'CASTLE WALL EXT' SCENIC REFERENCE ON SHEET A-015




EXT A/B CASTLE WALL EXT A/B: STAGE R SECTION, ELEVATION, & PLAN
SCALE: 1-1/2" = 1'-0"



EXT C CASTLE WALL EXT C: STAGE R SECTION, ELEVATION, & PLAN
SCALE: 1-1/2" = 1'-0"

- CASTLE WALL SCENIC REFERENCE:
- CUSTOM CUT/MOLDED STONE WALL
MDF TILES 1/2" THICKNESS
 - AGED STONE, ASSORTED SIZES,
SEE MODEL FOR REFERENCE
 - MORTAR: GROUT SOLUTIONS
 - #09 NATURAL GREY



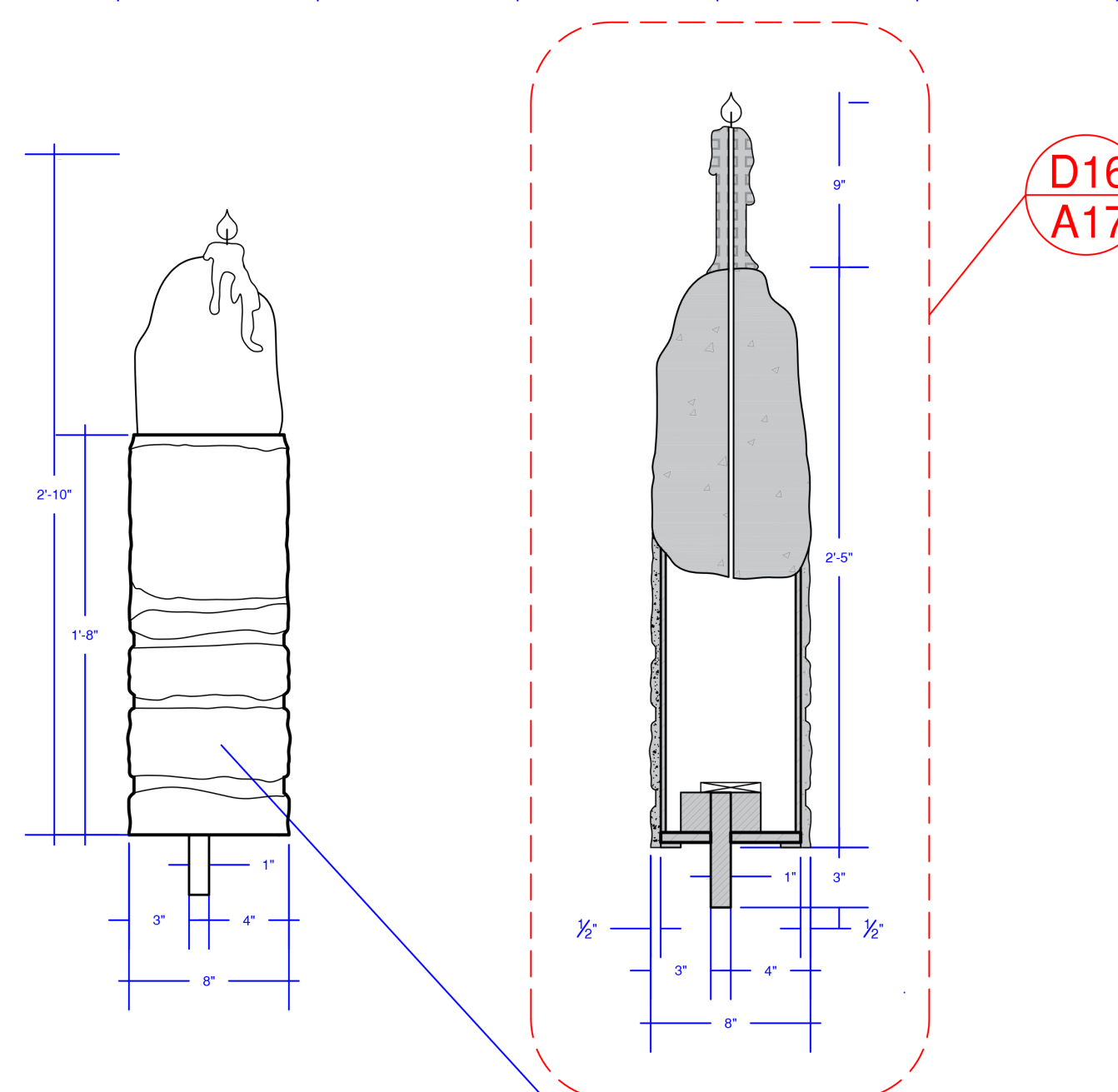
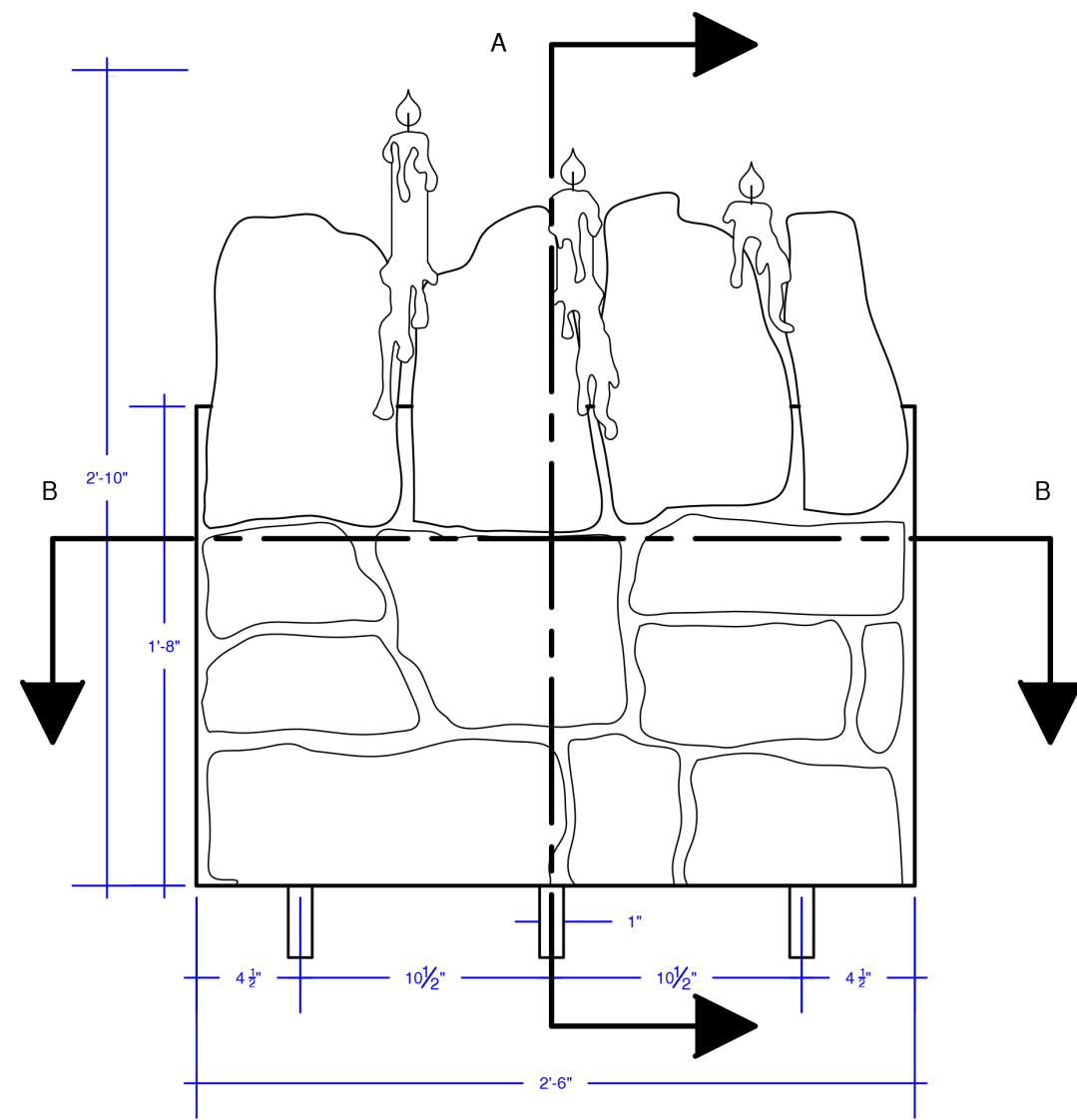
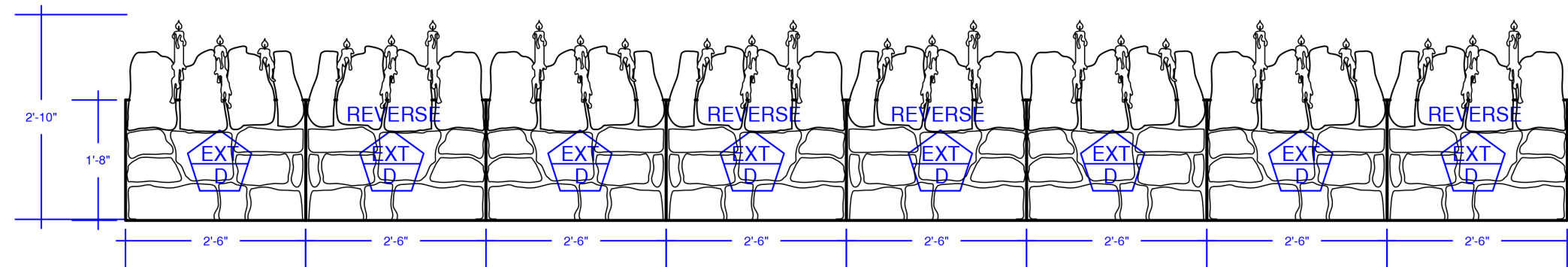
D16
A17

D16
A17


D17
A17

D17
A17

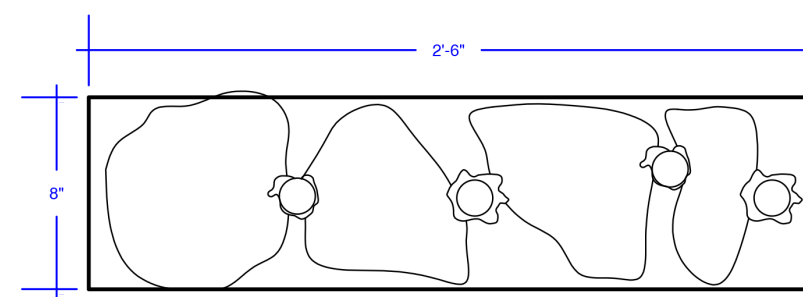
UPSTAGE
CASTLE WALL EXT



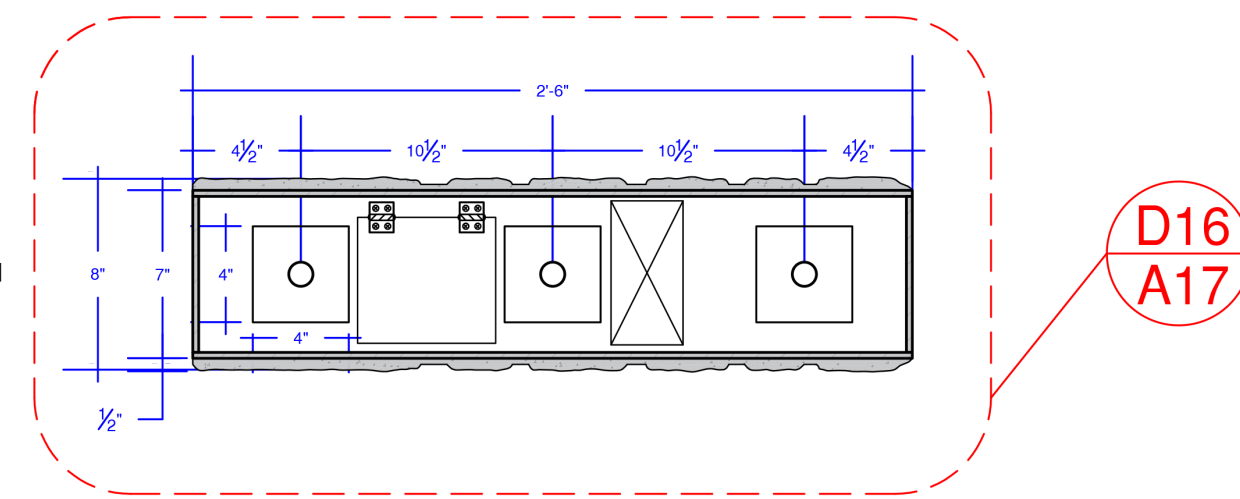
MATERIAL DETAIL:
- SEE 'CASTLE WALL
EXT' SCENIC
REFERENCE ON SHEET
A-015



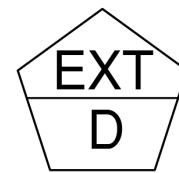
PLAN



B-B SECTION

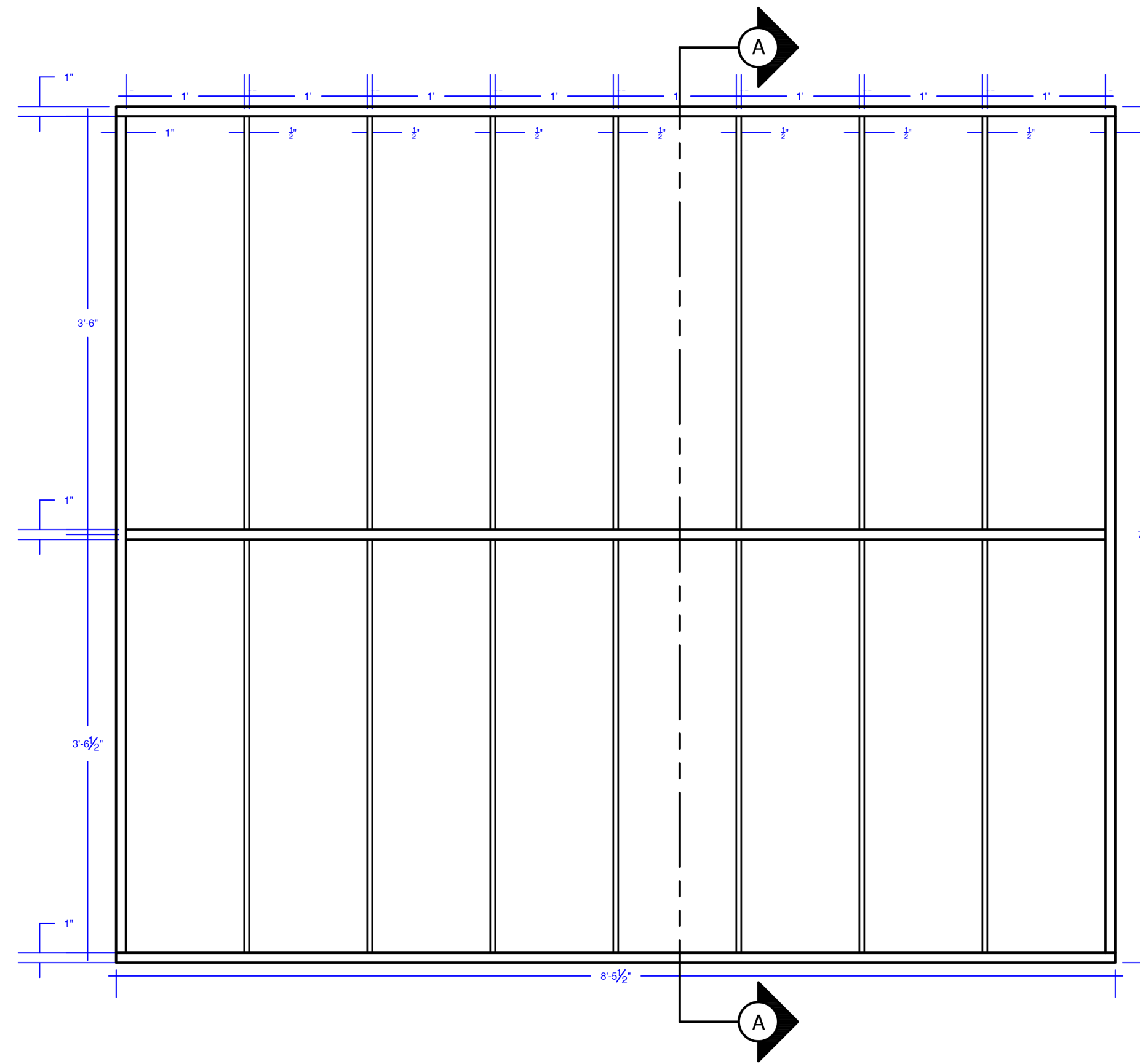


D16
A17





CASTLE WALL EXT D: STAGE R SECTION, ELEVATION, & PLAN

SCALE: 1/2" = 1'-0"




PLAN



A-A SECTION

SCENIC DETAIL:
- BM# 2132-10
- FINISH: MATTE
- FIRE PROOF



01

CASTLE EXT & TOMBSTONE STORAGE
SECTION/ ELEVATION/ PLAN

SCALE: 1" = 1'-0"



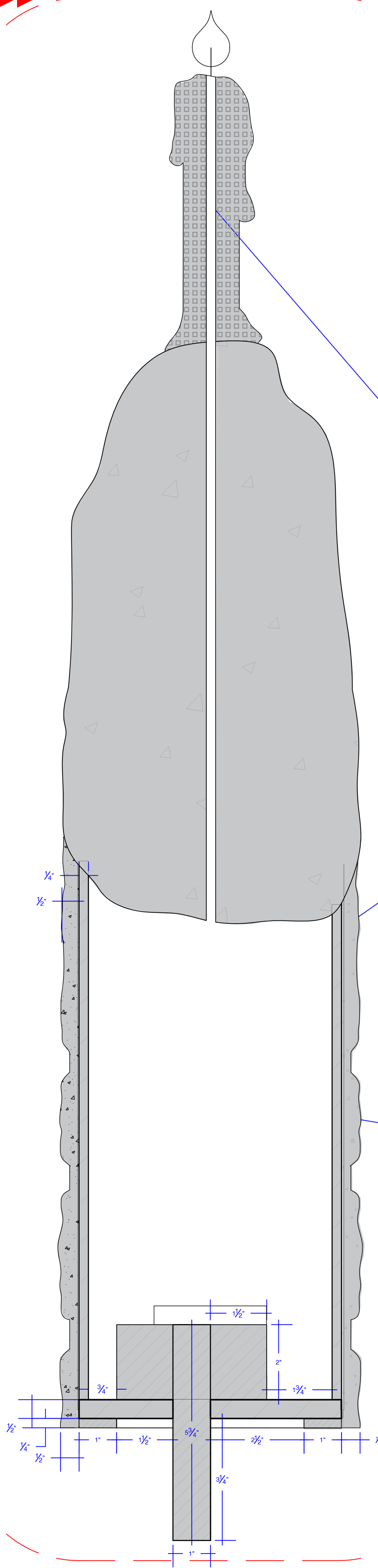
| |
|--|
| CASTLE BLOCK (D)/CASTLE EXT STORAGE ELEVATIONS, PLANS, & SECTIONS |
| NA |
| DIRECTOR: PLAYWRIGHT: DESIGNER: DATE: SCALE: REVISED DATE: DRAWN BY: |
| BOOK & LYRICS: ALAN JAY LERNER MUSIC: FREDERICK LOEWE |
| MALLORY GABBARD |
| 06/03/21 |
| 1/2" = 1'-0" AS NOTED |
| 06/20/23 |
| MALLORY GABBARD CELL: (512) 981-9600 |

| |
|--|
| CONTENT: |
| DIRECTOR: PLAYWRIGHT: DESIGNER: DATE: SCALE: REVISED DATE: DRAWN BY: |

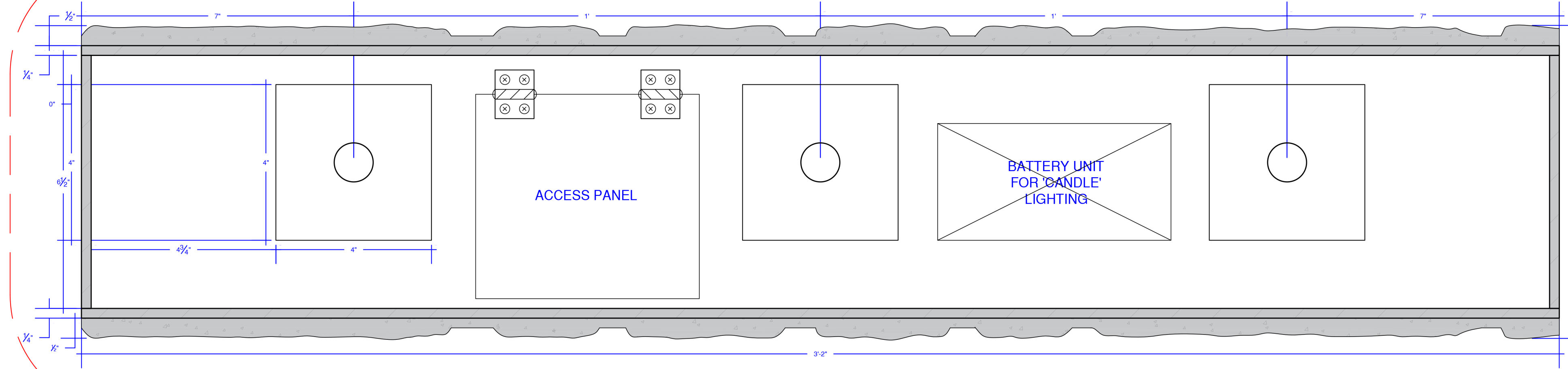
DISCLOSURE:

THESE DRAWINGS REPRESENT VISUAL CONCEPTS AND CONSTRUCTION SUGGESTIONS ONLY. IT IS NOT THE DESIGNER'S RESPONSIBILITY TO DETERMINE STRUCTURAL APPROPRIATENESS OF ENGINEERING, CONSTRUCTION, HANDLING, OR USE OF THIS SCENERY. CLIENTS ARE URGED TO THOROUGHLY CHECK THE DRAWING AND IF NECESSARY, SEEK THE ADVICE OF A QUALIFIED PROFESSIONAL ENGINEER. ALL DIMENSIONS AND MATERIALS SHOWN IN THIS PROPOSAL ARE SOUND, CORRECTED ANY ERRORS AND ADVISED OF CHANGES THAT THEY RECOMMENDED. ALL DIMENSIONS SHOULD BE VERIFIED ON SITE AND ADJUSTED ACCORDINGLY.

D16
A17



D17
A17



LIGHTING:

- RIG CASTLE EXT FOR REMOTE OPERATION
- DIMMABLE
- UNIT TO HOUSE BATTERY SUPPLY & COMPONENTS
- A-Z 'CANDLE' DIMS
- AS PER HOUSE ELECTRIC

MATERIAL:


- ROSEBRAND
- 1/2" VACUFORM STONE (OR CUSTOM TILING)
- AS PER CONSTRUCTION

CONSTRUCTION:

- BASE OF STRUCTURE SHOULD FIT INTO MATCHING INSERTION LOCATIONS ON DECK PLAN
- AS PER CONSTRUCTION

MATERIAL DETAIL:

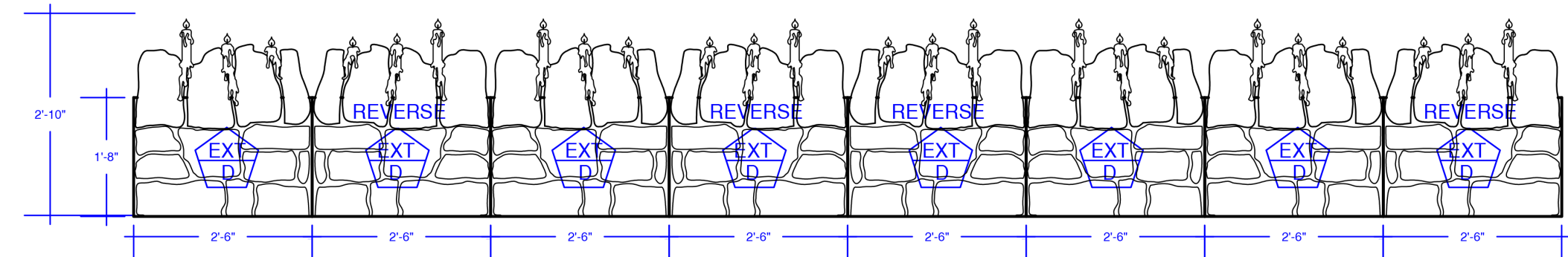
- SEE 'CASTLE WALL' SCENIC REFERENCE ON SHEET A-010 & A-015



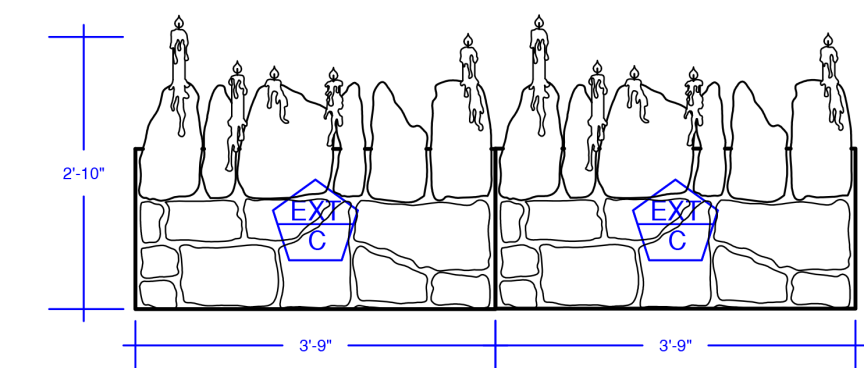
**D17
A17** CASTLE WALL EXT C: STAGE R SECTION, ELEVATION, & PLAN
SCALE: 3/8" = 1'-0"

**D16
A17** CASTLE WALL EXT C: STAGE R SECTION, ELEVATION, & PLAN
SCALE: 3/8" = 1'-0"

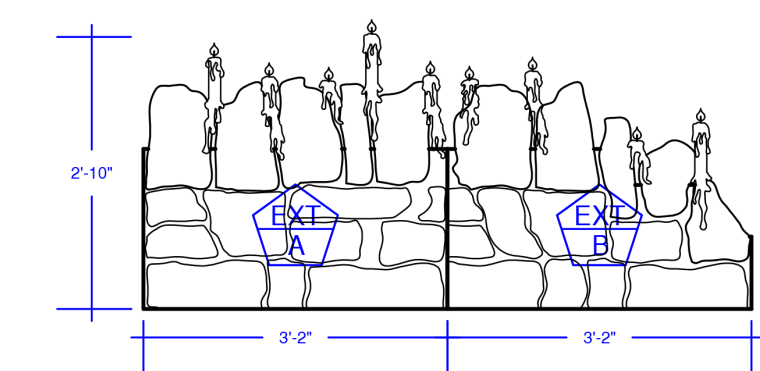
UPSTAGE
CASTLE WALL EXT



CASTLE WALL EXT
STAGE L



CASTLE WALL EXT
STAGE R



****NOTE****
THERE ARE X4 CASTLE WALL EXTENSIONS WITH ASSORTED SIZES.
PLEASE SEE A-015 THROUGH A-016 FOR SPECIFIC REFERENCE DIMS

PAGE NUMBER:

A-017

STAGE:



BERKELEY REP
THEATRE

PRODUCTION:

BRIGADOON

CONTENT:

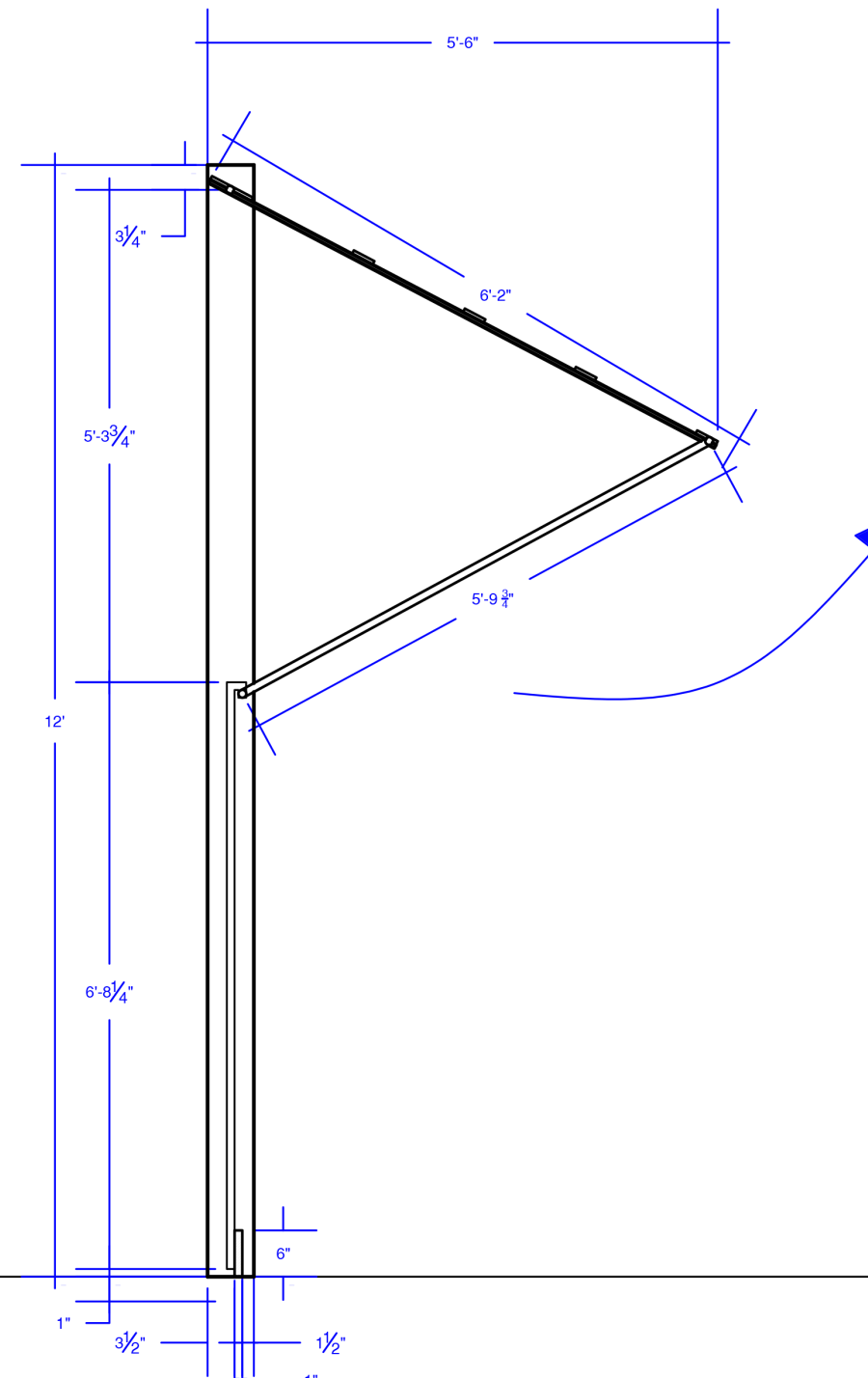
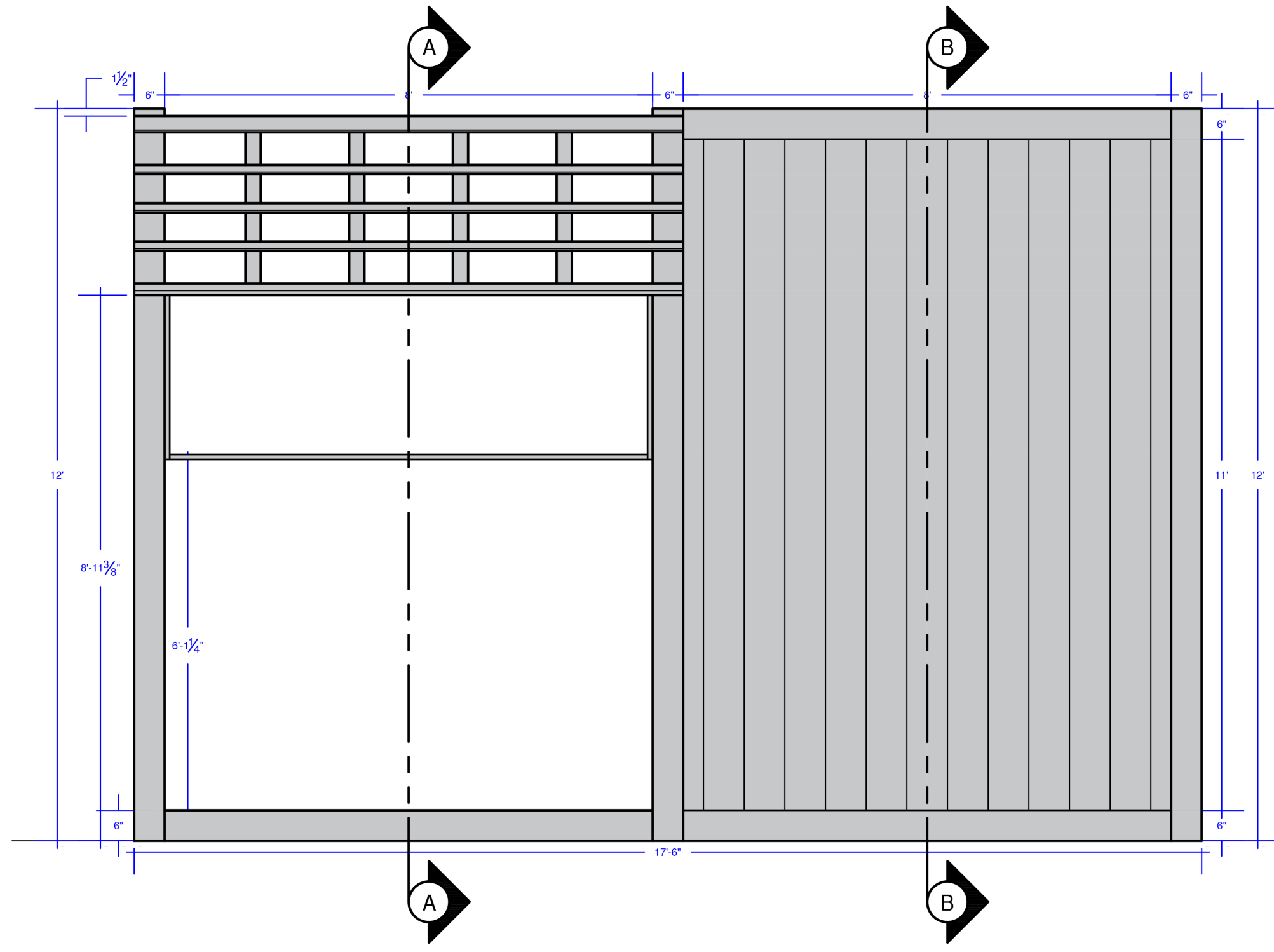
| |
|---|
| CASTLE BLOCKS ELEVATIONS, PLANS, & SECTIONS |
| NA |
| DIRECTOR: BOOK & LYRICS: ALAN JAY LERNER MUSIC: FREDERICK LOEWE |
| PLAYWRIGHT: MALLORY GABBARD |
| DESIGNER: MALLORY GABBARD |
| DATE: 06/03/21 |
| SCALE: 1" = 1'-0" OR AS NOTED |
| REVISED DATE: 06/20/23 |
| DRAWN BY: MALLORY GABBARD CELL: (512) 981-9800 |

DISCLOSURE:

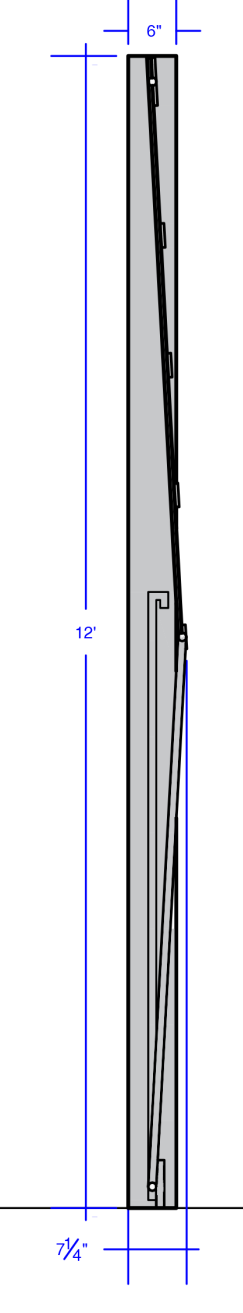
THESE DRAWINGS REPRESENT VISUAL CONCEPTS AND CONSTRUCTION SUGGESTIONS ONLY. IT IS NOT THE DESIGNER'S RESPONSIBILITY TO DETERMINE STRUCTURAL APPROPRIATENESS OF THIS DESIGN. THE DESIGNER SHALL BE RESPONSIBLE FOR OBTAINING ALL NECESSARY ENGINEERING, CONSTRUCTION, HANDLING, OR USE OF THIS SCENERY. CLIENTS ARE URGED TO THOROUGHLY CHECK THE DRAWINGS AND IF NECESSARY, SEEK THE ADVICE OF A QUALIFIED STRUCTURAL ENGINEER. THE ENGINEER MUST ENSURE THAT ALL PROPOSALS ARE SOUND, CORRECTED ANY ERRORS AND ADVISE OF CHANGES THAT THEY RECOMMEND.

ALL DIMENSIONS SHOULD BE VERIFIED ON SITE AND ADJUSTED ACCORDINGLY.

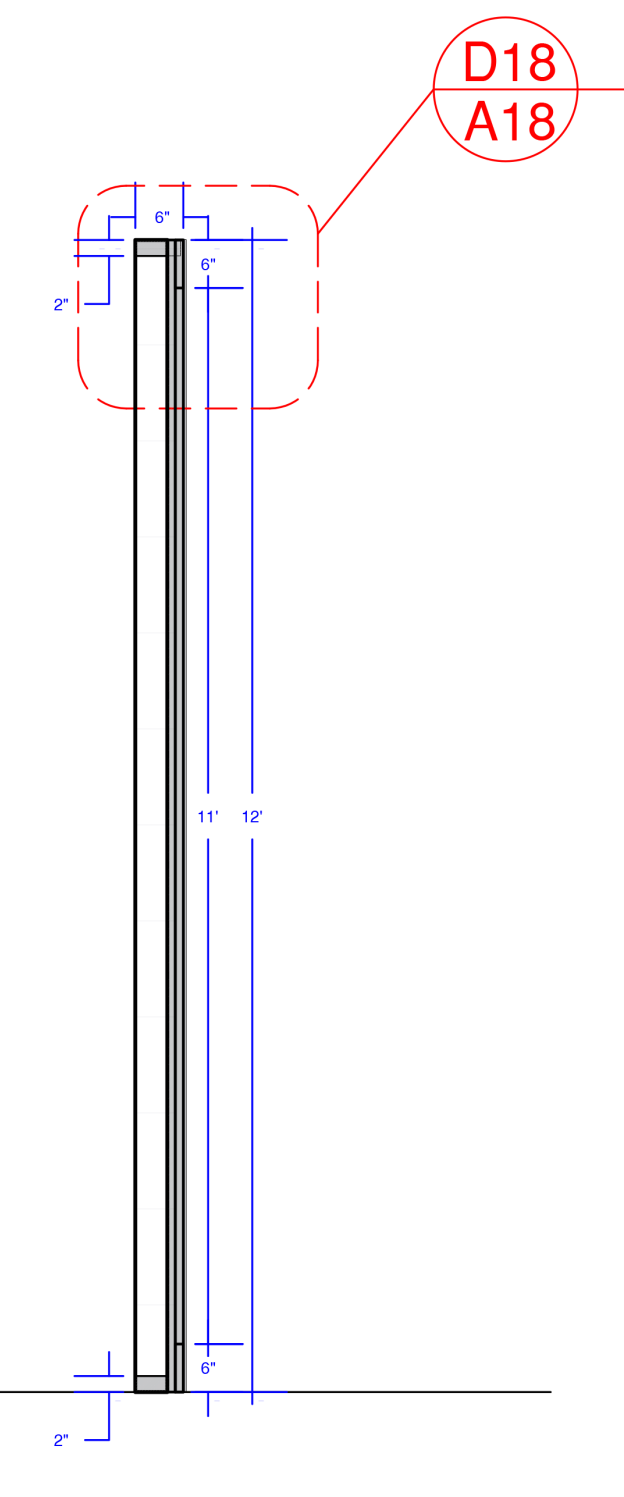
MALLORY
GABBARD



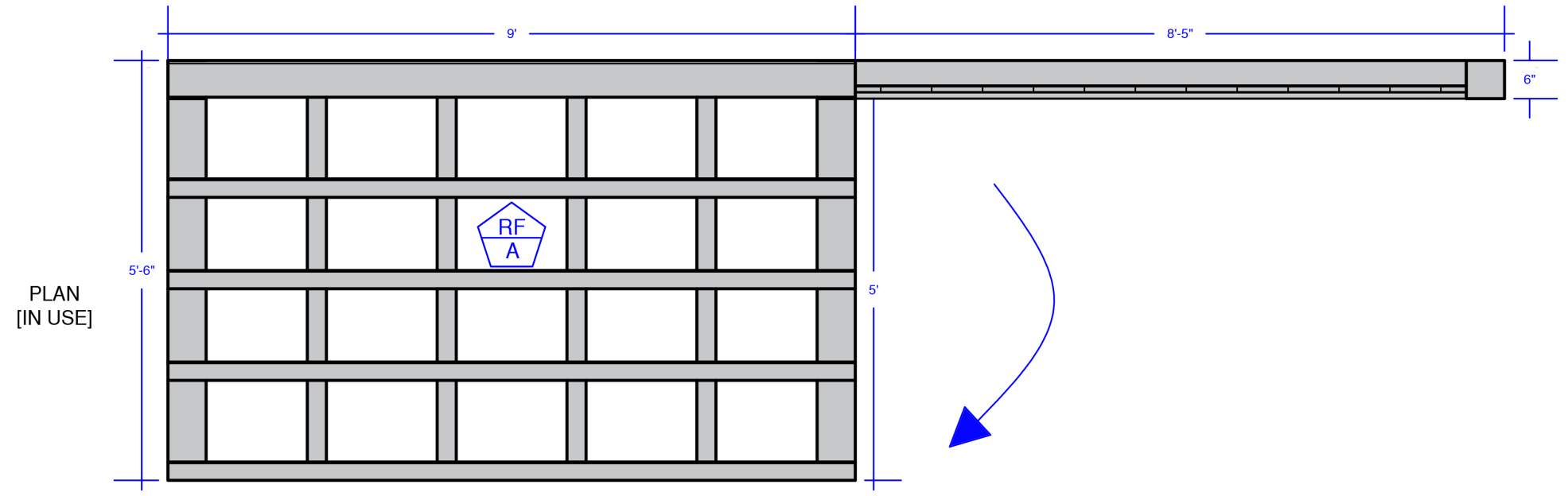
A-A SECTION



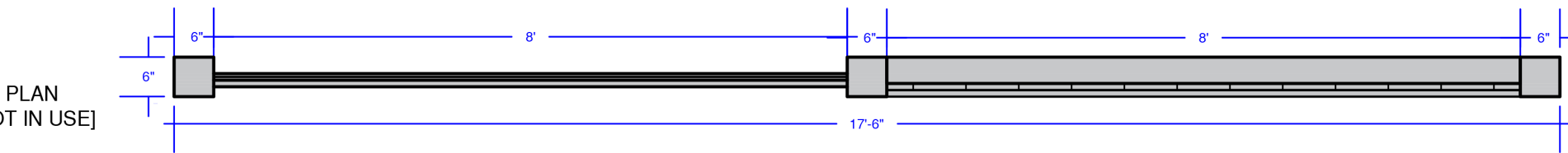
A-A SECTION
(NOT IN USE)



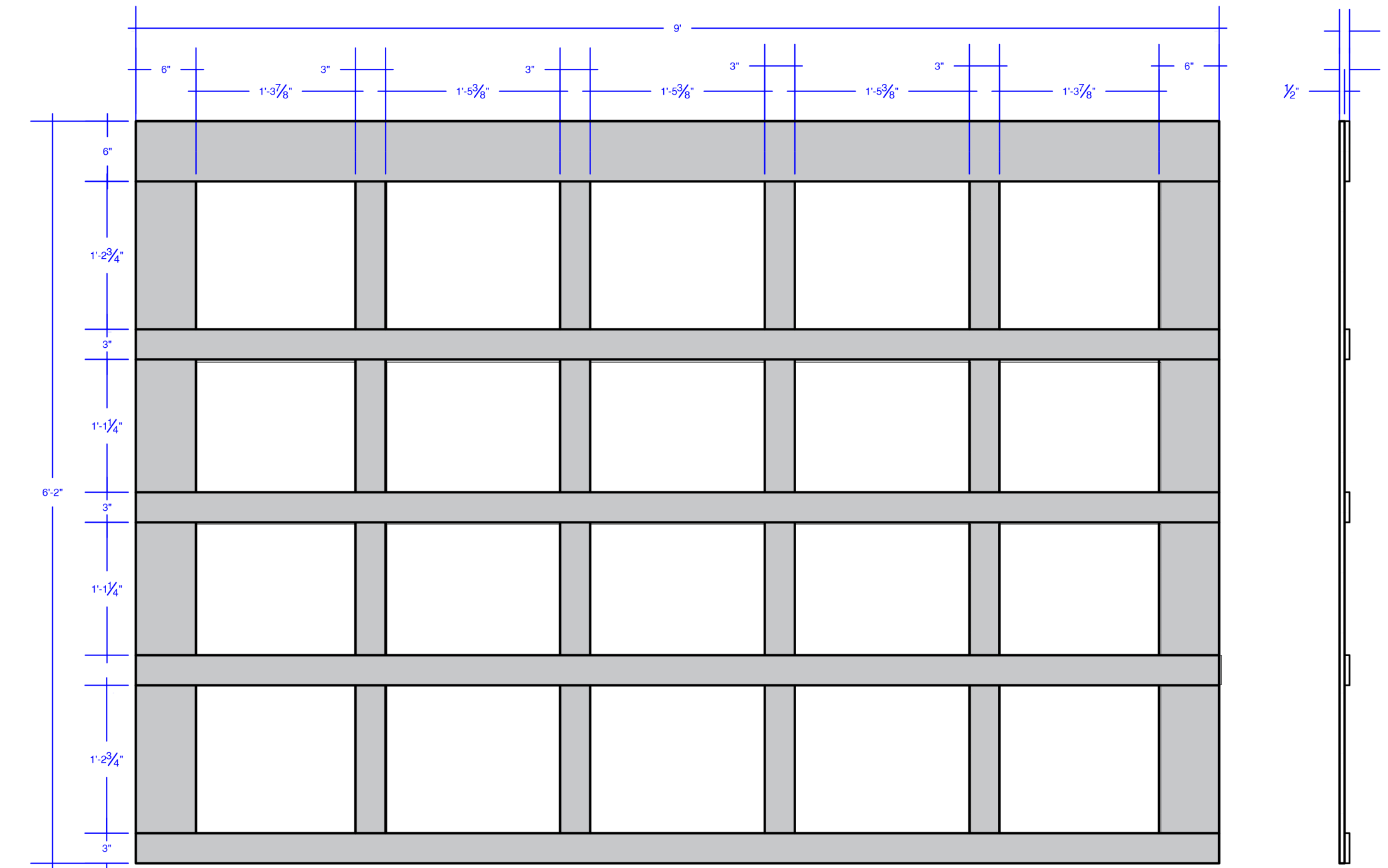
B-B SECTION



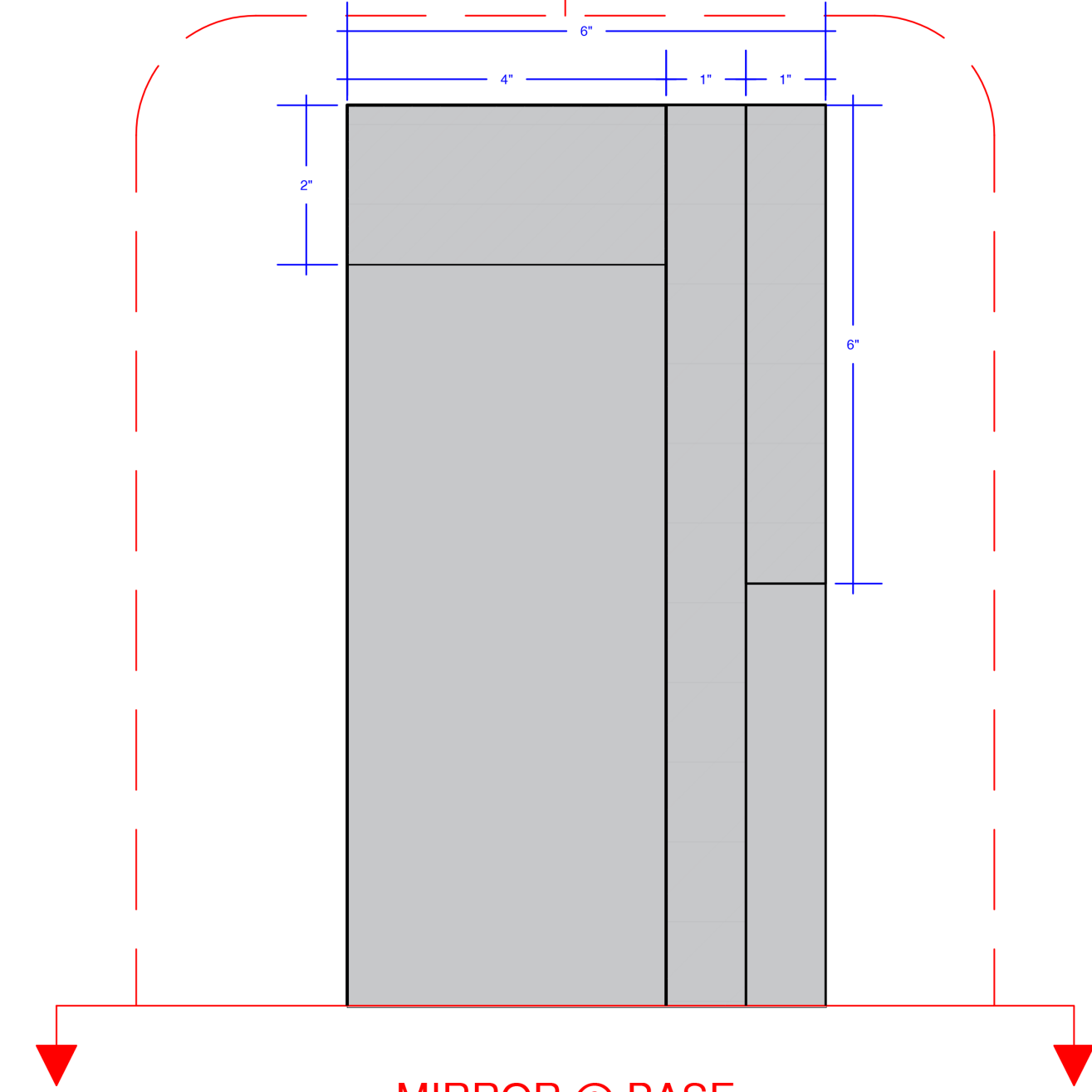
PLAN
(IN USE)



PLAN
(NOT IN USE)



RF
A MARKET ROOF A: FLAT SPEC
SCALE: 1" = 1'-0"




MIRROR @ BASE

D18
A18 DETAIL: DS MARKET SQUARE A-A SECTION
SCALE: 6" = 1'-0"

L
A18 DS MARKET PLAN/ELEVATION/SECTION
SCALE: 1" = 3/4" = 1'-0"

MATERIAL DETAIL:
- SEE 'MARKET SQUARE'
SCENIC REFERENCE ON
SHEET A-020



| | |
|---------------|---|
| CONTENT: | DOWN STAGE MARKET SQUARE ELEVATIONS, PLANS, & SECTIONS |
| DIRECTOR: | NA |
| PLAYWRIGHT: | BOOK & LYRICS: ALAN JAY LERNER MUSIC: FREDERICK LOEWE |
| DESIGNER: | MALLORY GABBARD |
| DATE: | 06/03/21 |
| SCALE: | 1 1/2" = 1'-0" OR AS NOTED |
| REVISED DATE: | 06/20/23 |
| DRAWN BY: | MALLORY GABBARD CELL: (512) 981-9600 |

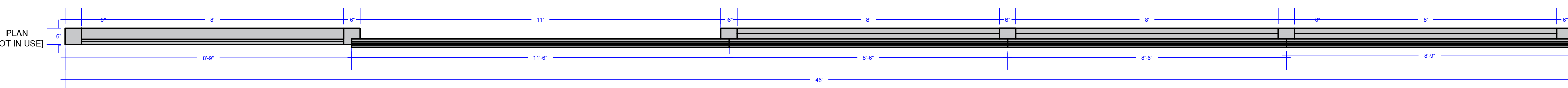
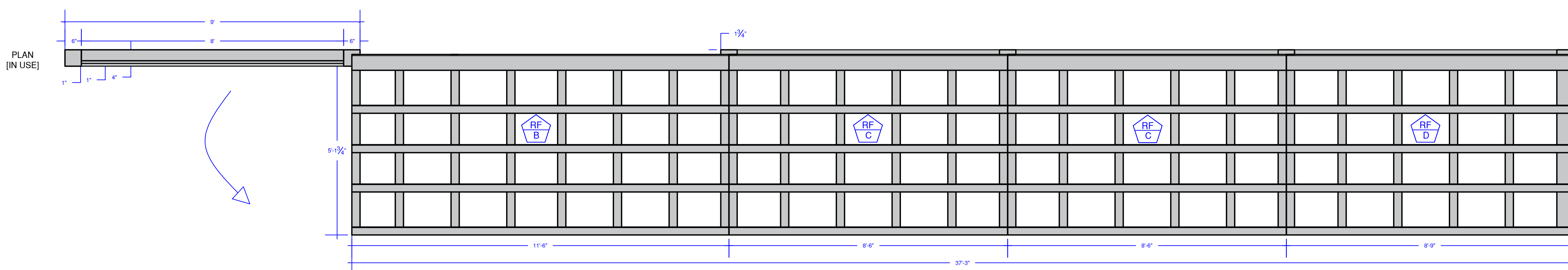
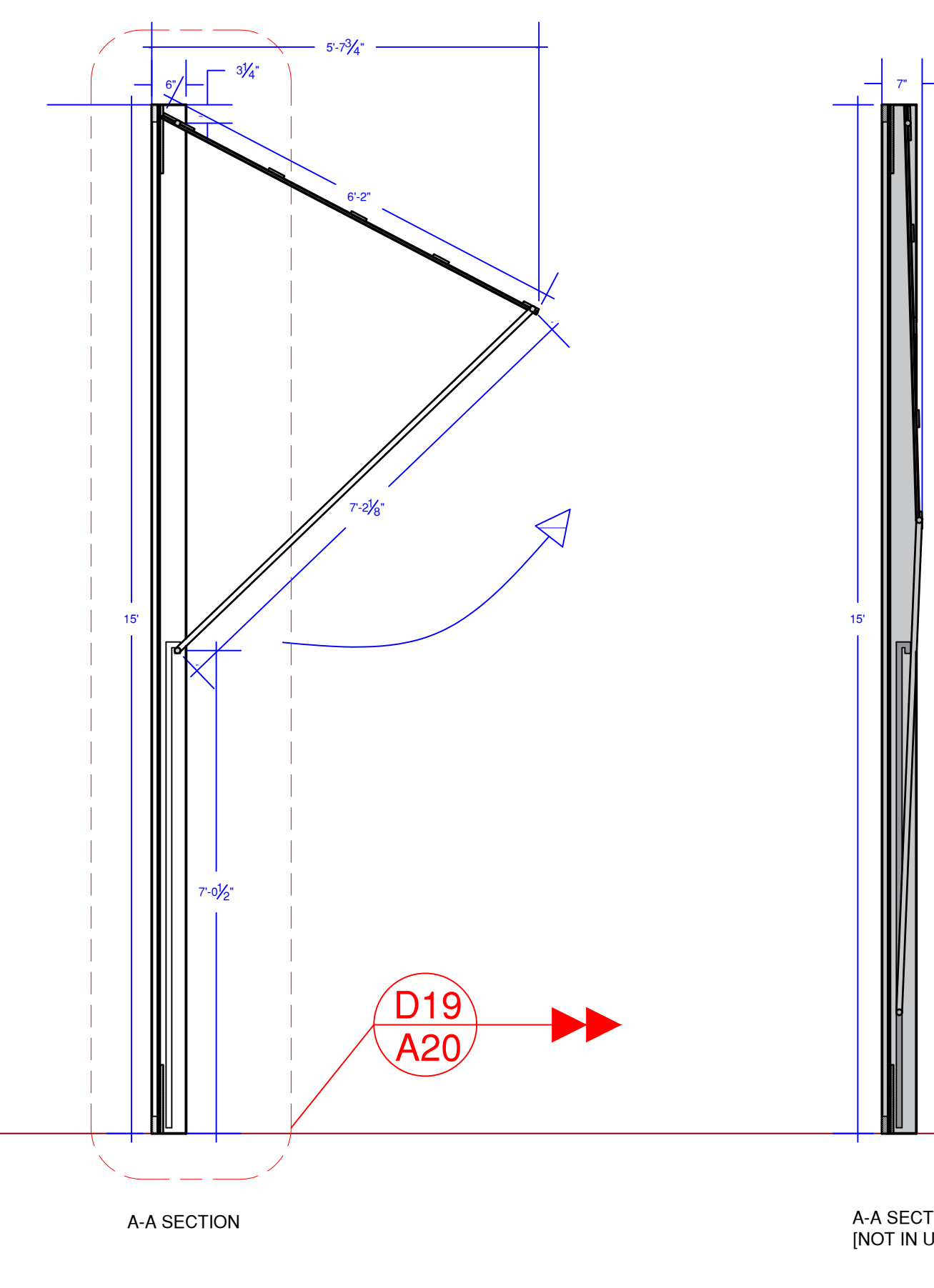
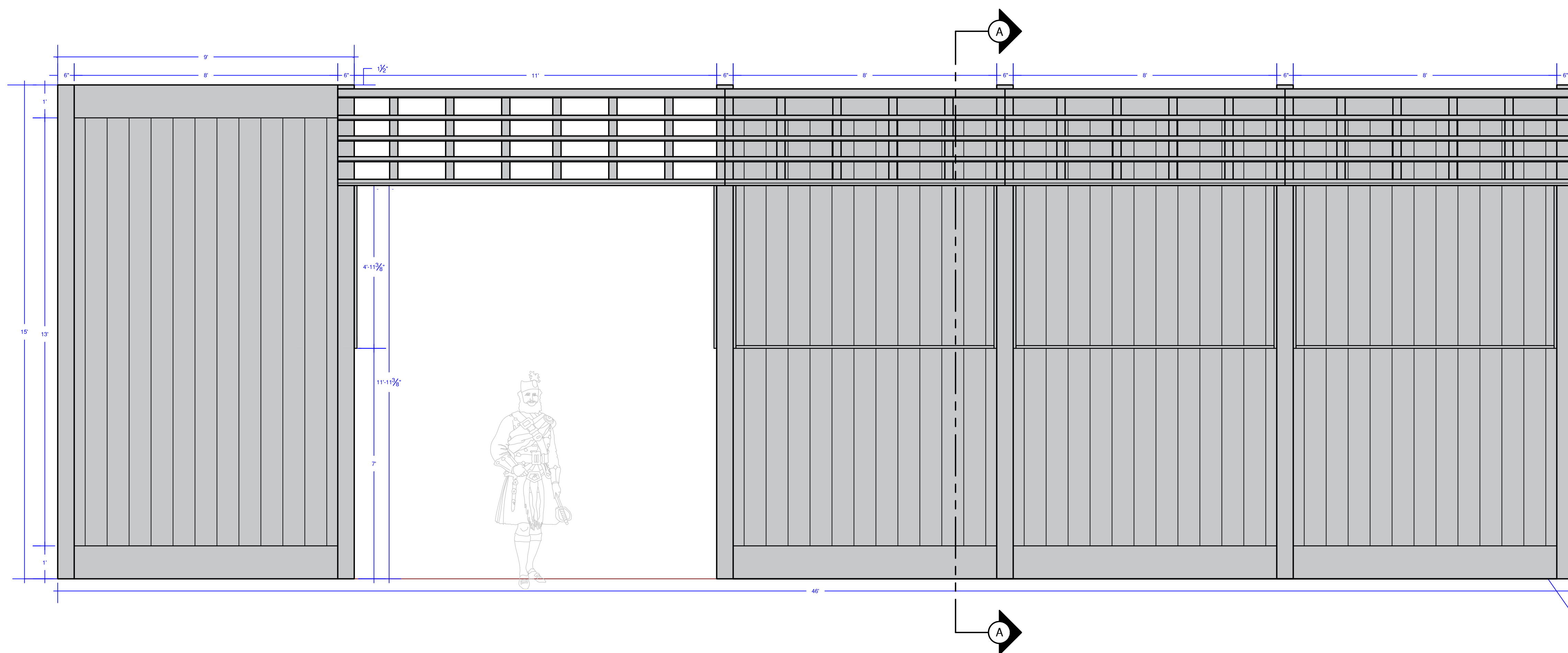
DISCLOSURE:

THESE DRAWINGS REPRESENT VISUAL CONCEPTS AND CONSTRUCTION SUGGESTIONS ONLY. IT IS NOT THE DESIGNER'S RESPONSIBILITY TO DETERMINE STRUCTURAL APPROPRIATENESS OF THIS DESIGN AND THE DESIGNER DOES NOT ASSUME RESPONSIBILITY FOR IMPROPER ENGINEERING, CONSTRUCTION, HANDLING, OR USE OF THIS SCENERY. CLIENTS ARE URGED TO THOROUGHLY CHECK THE DRAWING AND IF NECESSARY, SEEK THE ADVICE OF AN ENGINEER. ANY ERRORS AND ADVISE OF CHANGES THAT THEY PROPOSAL ARE SOUND, CORRECTED, ANY ERRORS AND ADVISE OF CHANGES THAT THEY RECOMMENDED.


ALL DIMENSIONS SHOULD BE VERIFIED ON SITE AND ADJUSTED ACCORDINGLY.

UP STAGE MARKET SQUARE ELEVATIONS, PLANS, & SECTIONS


NA
 DIRECTOR: PLAYWRIGHT: BOOK & LYRICS: ALAN JAY LERNER | MUSIC: FREDERICK LOEWE
 MALLORY GABBARD
 06/03/21
 1/2" = 1'-0" OR AS NOTED
 06/21/23
 MALLORY GABBARD | CELL: (512) 981-1900



MATERIAL DETAIL:
 - SEE 'MARKET SQUARE'
 SCENIC REFERENCE ON
 SHEET A-020



CONSTRUCTION REFERENCE:

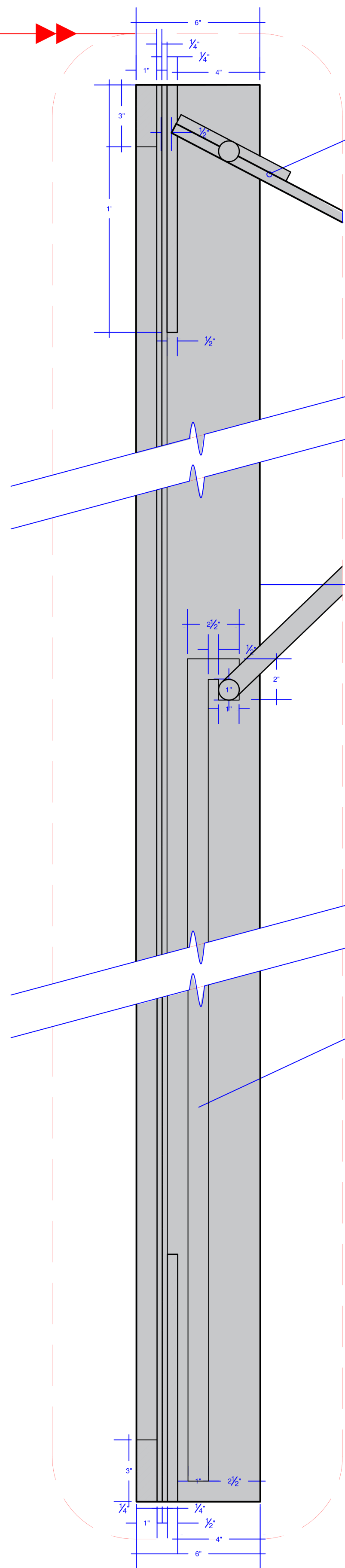


G DS MARKET PLAN/ELEVATION/SECTION
A20 SCALE: 1/2" = 1'-0"

DISCLOSURE:
 THESE DRAWINGS REPRESENT VISUAL CONCEPTS AND CONSTRUCTION SUGGESTIONS ONLY. IT IS NOT THE DESIGNER'S RESPONSIBILITY TO DETERMINE STRUCTURAL APPROPRIATENESS OF THIS DESIGN FOR THE PARTICULAR PROJECT. THE DESIGNER DOES NOT WARRANT THAT THE DRAWINGS, SPECIFICATIONS, CONDITIONS, OR MATERIALS LISTED HEREIN ARE COMPLETELY ACCURATE, CORRECT, OR COMPLETE. THE CLIENT SHALL BE RESPONSIBLE FOR VERIFYING THE ACCURACY OF ALL INFORMATION AND MATERIALS LISTED HEREIN. THE CLIENT SHALL BE RESPONSIBLE FOR VERIFYING THE ACCURACY OF ALL INFORMATION AND MATERIALS LISTED HEREIN. THE CLIENT SHALL BE RESPONSIBLE FOR VERIFYING THE ACCURACY OF ALL INFORMATION AND MATERIALS LISTED HEREIN. ALL DIMENSIONS SHOULD BE VERIFIED ON SITE AND ADJUSTED ACCORDINGLY.

MALLORY GABBARD

D19
A20




MARKET ROOF
FLAT SPECS
SEE PAGE A-018 & A-020

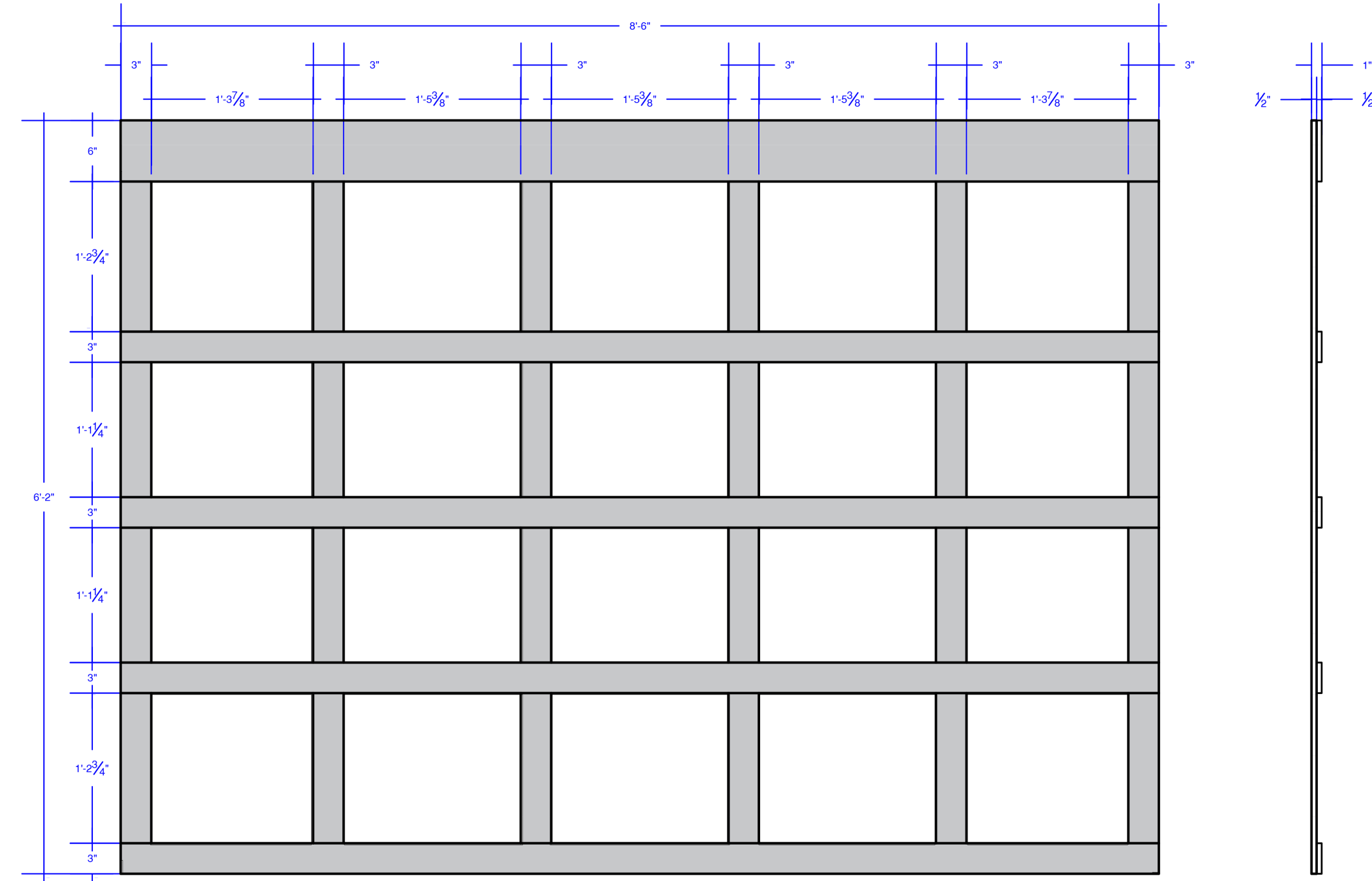
MATERIAL DETAIL:
- SEE 'MARKET SQUARE'
SCENIC REFERENCE ON
SHEET A-020



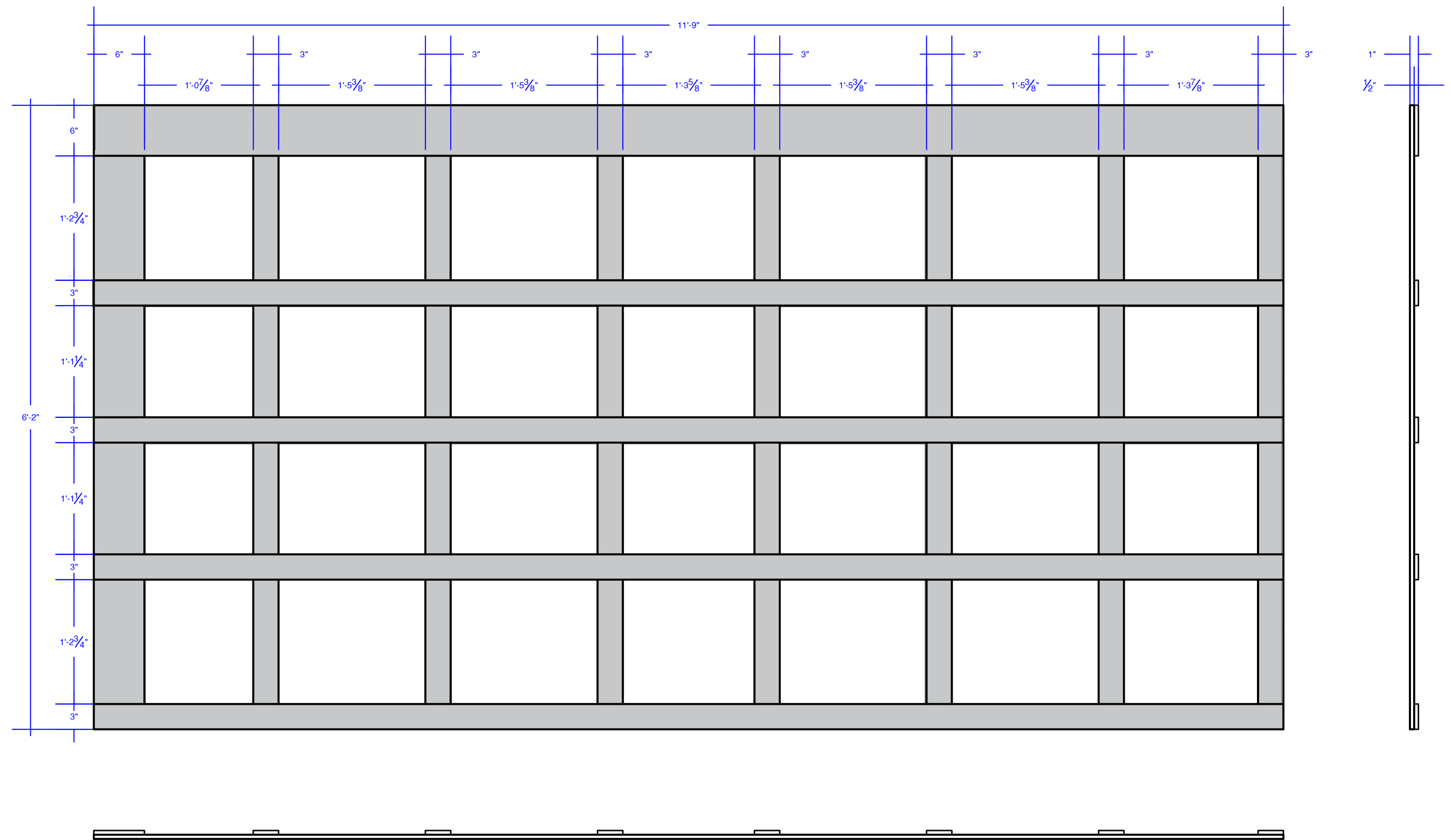
CONSTRUCTION:
- CNC CHANNEL FOR
OPERATION OF MARKET
ROOFS



RF
B MARKET ROOF B: FLAT SPEC
SCALE: 1" = 1'-0"




RF
C MARKET ROOF C: FLAT SPEC
SCALE: 1" = 1'-0"



RF
D MARKET ROOF D: FLAT SPEC
SCALE: 1" = 1'-0"

- MARKET SQUARE SCENIC REFERENCE:
- MINWAX WOOD STAIN PROVINCIAL #211
 - AGED/WEATHER WORN WOOD STALLS/EXTRA WEAR AROUND TOE KICK AREA & PUSH BARS



D19
A20 DETAIL: US MARKET SQUARE A-A SECTION
SCALE: 3" = 1'-0"

PAGE NUMBER:

A-020

STAGE:



BERKELEY REP
THEATRE

PRODUCTION:

BRIGADOON

CONTENT:

| |
|---|
| UP STAGE MARKET SQUARE ROOF FLAT SPECS & SCENIC REFERENCE |
| NA |
| BOOK & LYRICS: ALAN JAY LERNER MUSIC: FREDERICK LOEWE |
| MALLORY GABBARD |
| 06/03/21 |
| 1 1/2" = 1'-0" OR AS NOTED |
| 06/20/23 |
| MALLORY GABBARD CELL: (512) 981-9600 |

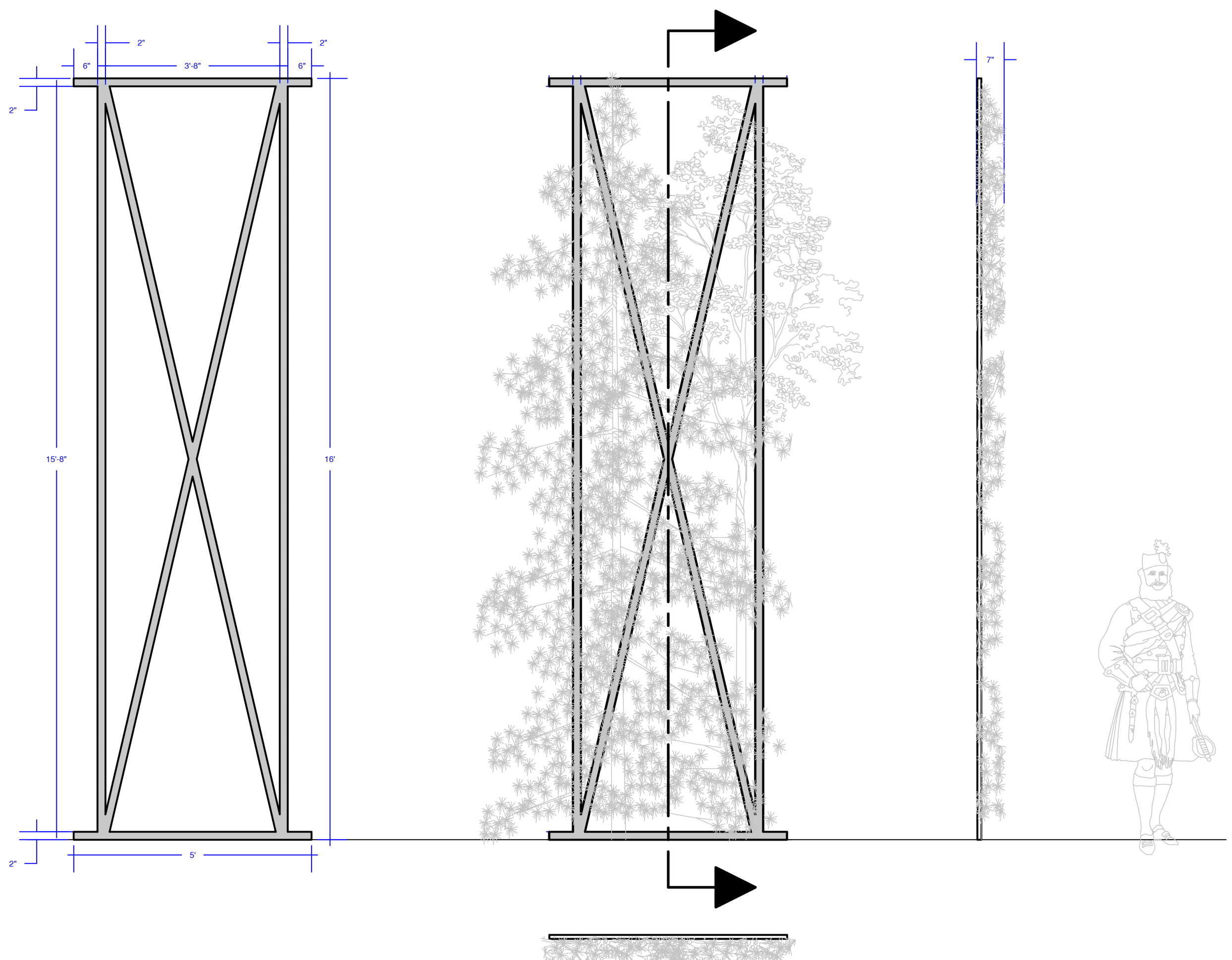
| |
|---------------|
| CONTENT: |
| DIRECTOR: |
| PLAYWRIGHT: |
| DESIGNER: |
| DATE: |
| SCALE: |
| REVISED DATE: |
| DRAWN BY: |

DISCLOSURE:

THESE DRAWINGS REPRESENT VISUAL CONCEPTS AND CONSTRUCTION SUGGESTIONS ONLY. IT IS NOT THE DESIGNER'S RESPONSIBILITY TO DETERMINE STRUCTURAL APPROPRIATENESS OF ENGINEERING, CONSTRUCTION, HANDLING, OR USE OF THIS SCENERY. CLIENTS ARE URGED TO THOROUGHLY CHECK THE DRAWING AND IF NECESSARY, SEEK THE ADVICE OF AN ARCHITECT OR ENGINEER. THE DESIGNER DOES NOT WARRANT THAT THE PROPOSAL IS SOUND, CORRECTED ANY ERRORS AND ADVISED OF CHANGES THAT THEY RECOMMENDED.

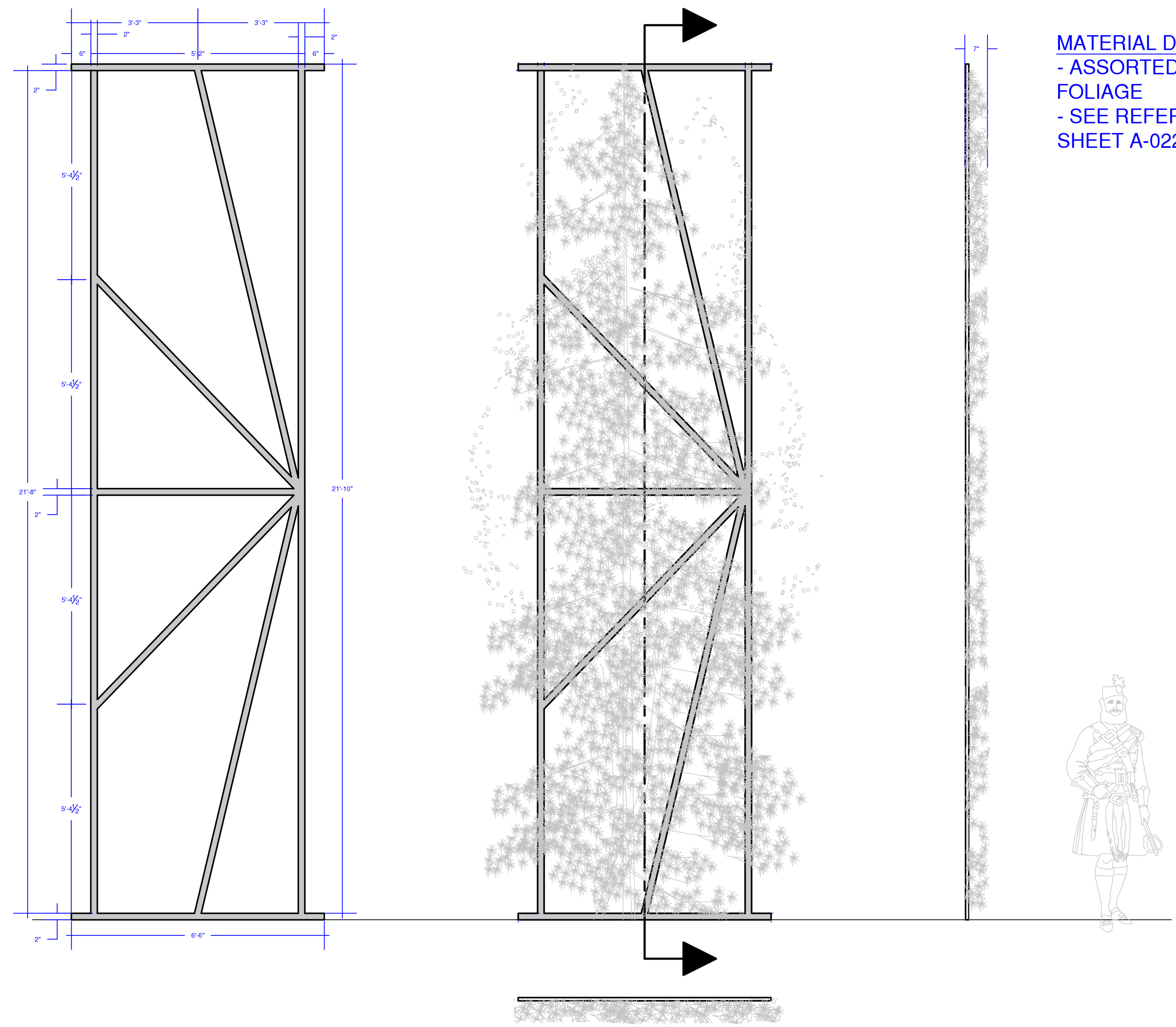
ALL DIMENSIONS SHOULD BE VERIFIED ON SITE AND ADJUSTED ACCORDINGLY.

MALLORY
GABBARD



V1
A21 TREE LEGS 01 [STAGE R]
GP/ELEVATIONS
SCALE: 1/2" = 1'-0"


V2 MIRROR STAGE L



Q1
A21 TREE LEGS 02 [STAGE R]
GP/ELEVATIONS
SCALE: 1/2" = 1'-0"

Q2 MIRROR STAGE L

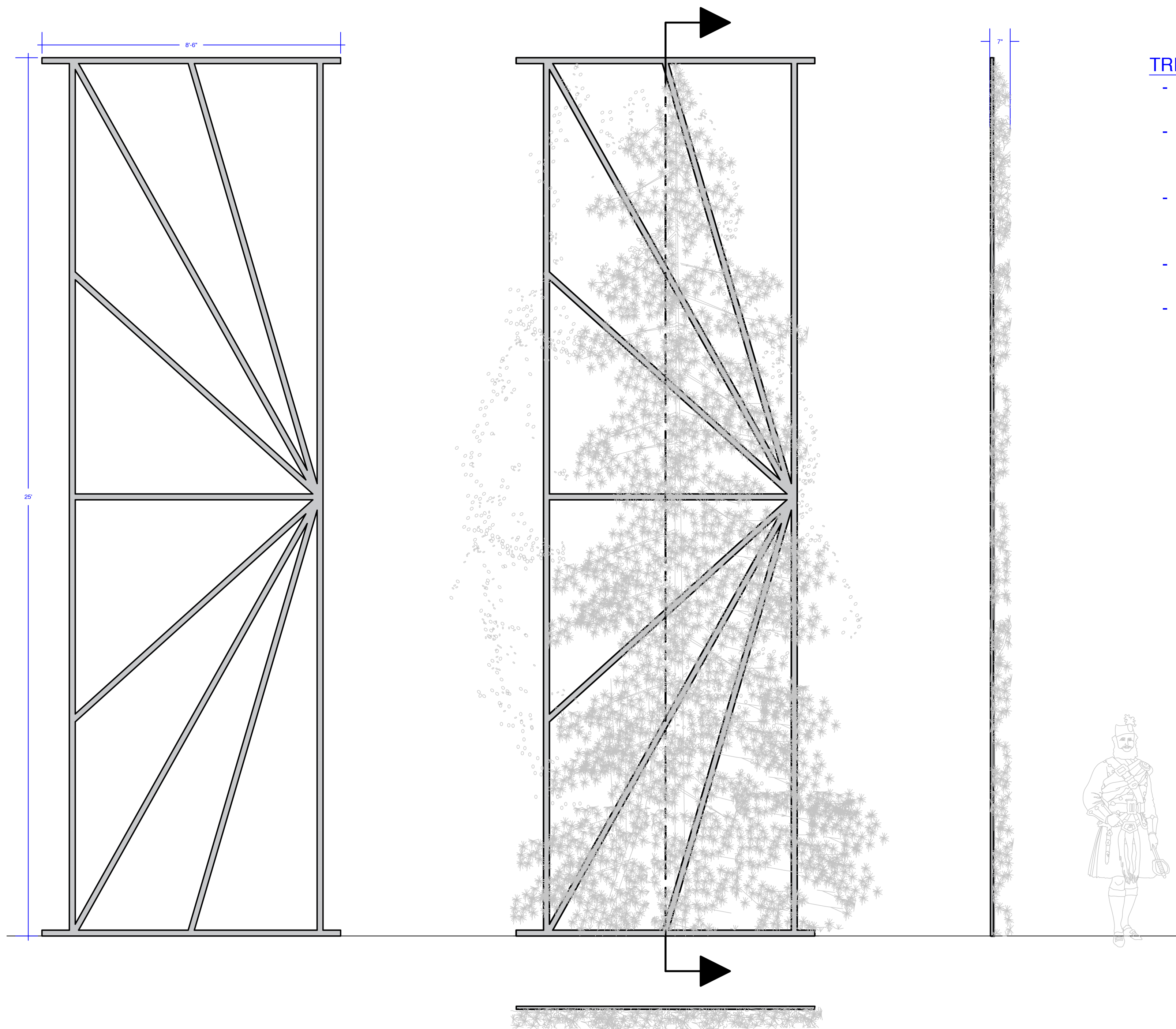
MATERIAL DETAIL:
- ASSORTED FAUX TREE
FOLIAGE
- SEE REFERENCE ON
SHEET A-022



| |
|--|
| TREE LEGS 01 & 02 [STAGE R & STAGE L] GP & ELEVATIONS |
| NA |
| DIRECTOR: PLAYWRIGHT: DESIGNER: DATE: SCALE: REVISED DATE: DRAWN BY: |
| BOOK & LYRICS: ALAN JAY LERNER MUSIC: FREDERICK LOEWE |
| MALLORY GABBARD |
| 06/03/21 |
| 1/2" = 1'-0" AS NOTED |
| 06/21/23 |
| MALLORY GABBARD CELL: (512) 481-9600 |


DISCLOSURE:

THESE DRAWINGS REPRESENT VISUAL CONCEPTS AND CONSTRUCTION SUGGESTIONS ONLY. IT IS NOT THE DESIGNER'S RESPONSIBILITY TO DETERMINE STRUCTURAL APPROPRIATENESS OF ENGINEERING, CONSTRUCTION, HANDLING, OR USE OF THIS SCENERY. CLIENTS ARE URGED TO THOROUGHLY CHECK THE DRAWING AND IF NECESSARY, SEEK THE ADVICE OF A QUALIFIED STRUCTURAL ENGINEER. ANY ERRORS AND ADVISE OF CHANGES THAT THEY PROPOSAL ARE SOUND, CORRECTED ANY ERRORS AND ADVISE OF CHANGES THAT THEY RECOMMENDED. ALL DIMENSIONS SHOULD BE VERIFIED ON SITE AND ADJUSTED ACCORDINGLY.



TREE LEGS REFERENCE:

- EH, TBD, IDK- ITS TREES
- OVERLAPPING/ [STRAIGHT VS PATTERN]?
- TREE TYPES: TBD [NATIVE TO SCOTLAND]
- THIN, 'WIRE-Y' TREES W/ GAPS
- SEASON: EARLY FALL. COMBO OF GOLDEN & GREEN FOLIAGE (PERHAPS IS 'GREENER' DIRECTIONALLY EITHER US OR DS?)



J1
A22 TREE LEGS 03 [STAGE R]
GP/ELEVATIONS
SCALE: 3/8" = 1'-0"

J2 MIRROR STAGE L



| | |
|--|---|
| TREE LEGS 03 [STAGE R & STAGE L] GP ELEVATIONS & REFERENCE | NA |
| DIRECTOR: | NA |
| PLAYWRIGHT: | BOOK & LYRICS: ALAN JAY LERNER MUSIC: FREDERICK LOEWE |
| DESIGNER: | MALLORY GABBARD |
| DATE: | 06/03/21 |
| SCALE: | 3/8" = 1'-0" OR AS NOTED |
| REVISED DATE: | 06/21/23 |
| DRAWN BY: | MALLORY GABBARD CELL: (512) 981-9900 |

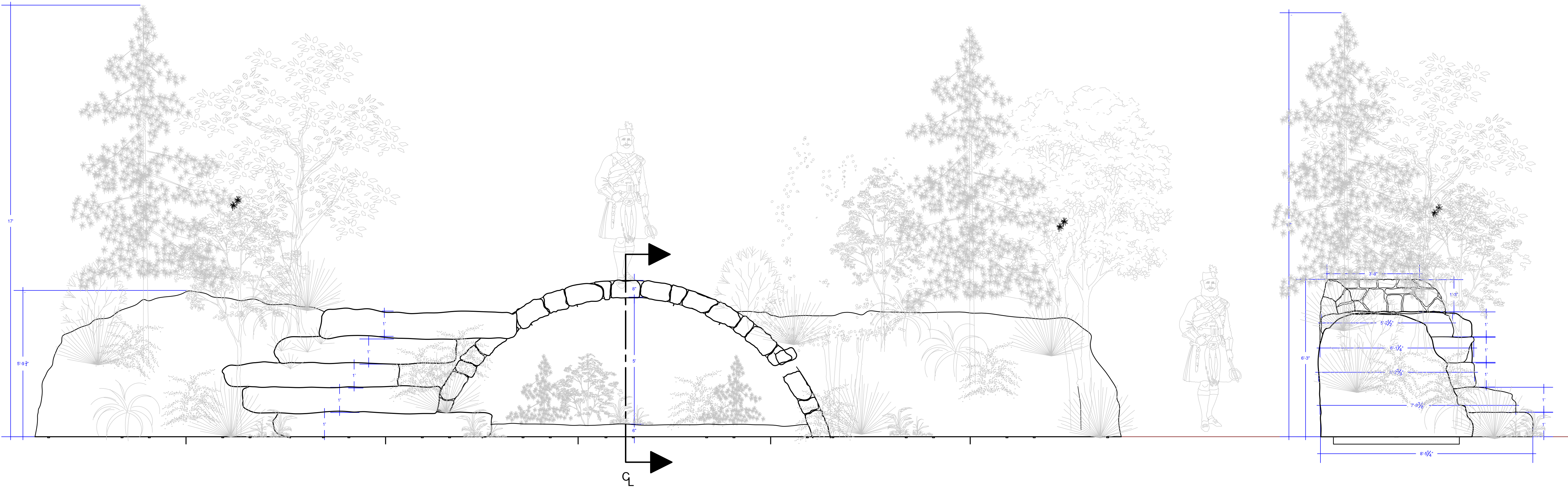
DISCLOSURE:

THESE DRAWINGS REPRESENT VISUAL, CONCEPTS AND CONSTRUCTION SUGGESTIONS ONLY. IT IS NOT THE DESIGNER'S RESPONSIBILITY TO DETERMINE STRUCTURAL APPROPRIATENESS OF ENGINEERING, CONSTRUCTION, HANDLING, OR USE OF THIS SCENERY. CLIENTS ARE URGED TO THOROUGHLY CHECK THE DRAWING AND IF NECESSARY, SEEK THE ADVICE OF AN ENGINEER AND ARCHITECT. ANY ERRORS AND ADVISE OF CHANGES THAT THEY PROPOSAL ARE SOUND, CORRECTED ANY ERRORS AND ADVISED OF CHANGES THAT THEY RECOMMENDED.

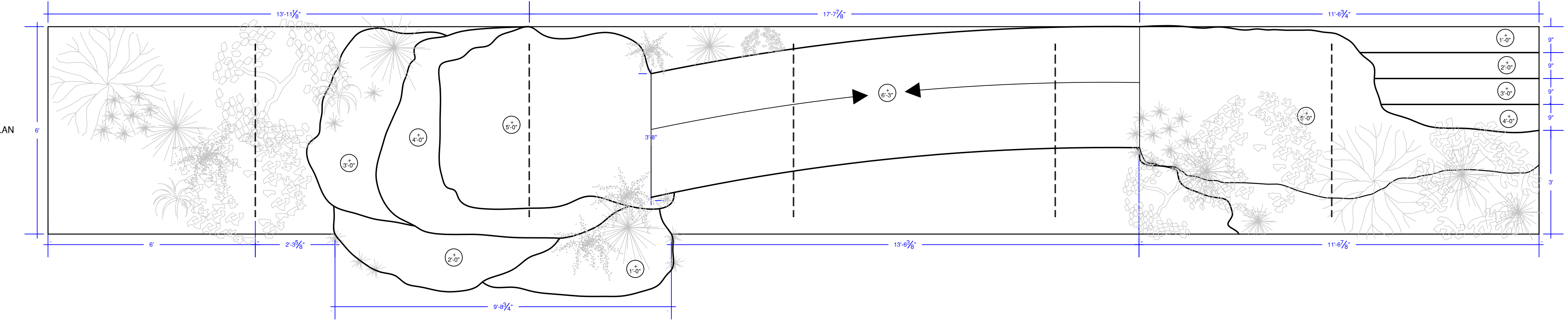
ALL DIMENSIONS SHOULD BE VERIFIED ON SITE AND ADJUSTED ACCORDINGLY.



| |
|---|
| BRIDGE GP/ ELEVATIONS |
| NA |
| BOOK & LYRICS: ALAN JAY LERNER MUSIC: FREDERICK LOEWE |
| DESIGNER: MALLORY GABBARD |
| DATE: 06/03/21 |
| SCALE: 3/8" = 1'-0" OR AS NOTED |
| REVISED DATE: 06/21/23 |
| DRAWN BY: MALLORY GABBARD CELL: (512) 981-1860 |



R ELEVATION W/ FOLIAGE



PLAN

MATERIAL DETAIL:
 - ASSORTED FAUX TREE/BRUSH/FLORAL/STONE FOLIAGE
 - SEE REFERENCE ON SHEET A-024




F BRIDGE GP & ELEVATIONS
A23 SCALE: 3/8" = 1'-0"




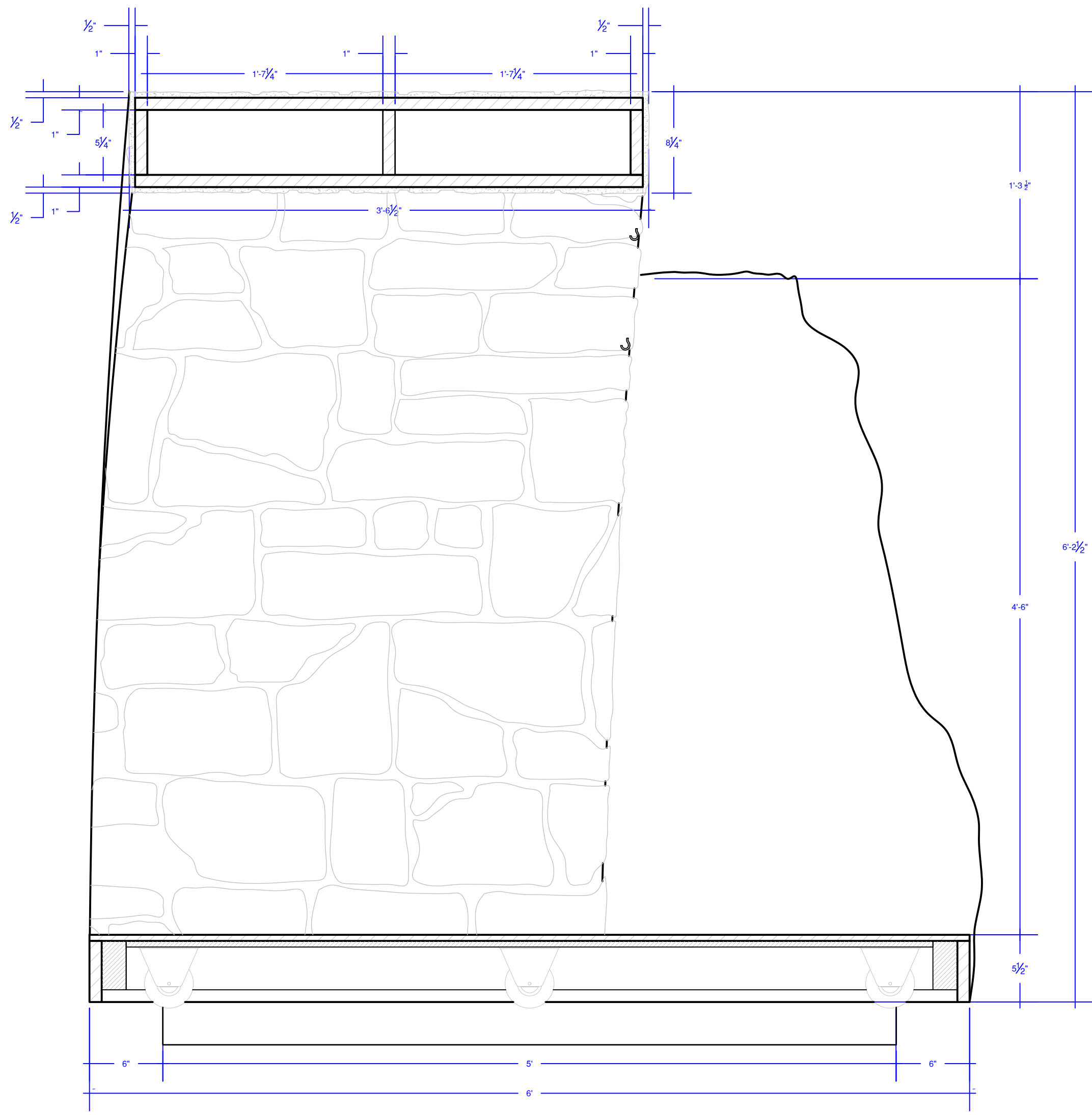
| |
|---------------|
| CONTENT: |
| DIRECTOR: |
| PLAYWRIGHT: |
| DESIGNER: |
| DATE: |
| SCALE: |
| REVISED DATE: |
| DRAWN BY: |

DISCLOSURE:

THESE DRAWINGS REPRESENT VISUAL CONCEPTS AND CONSTRUCTION SUGGESTIONS ONLY. IT IS NOT THE DESIGNER'S RESPONSIBILITY TO DETERMINE STRUCTURAL APPROPRIATENESS OF THIS TYPE OF CONSTRUCTION, MATERIALS, HANDLING, OR USE OF THIS SUGGESTION. ENGINEERS, ARCHITECTS, OR OTHER PROFESSIONALS SHOULD BE CONSULTED FOR ALL ASPECTS OF CONSTRUCTION. THE DESIGNER DOES NOT WARRANT THAT THE PROPOSAL IS SOUND, CORRECTED, OR ADVISED OF ANY ERRORS AND CHANGES THAT THEY RECOMMENDED.

ALL DIMENSIONS SHOULD BE VERIFIED ON SITE AND ADJUSTED ACCORDINGLY.





F
A24 BRIDGE CENTER LINE LEFT SECTION
SCALE: 1 - 1/2" = 1'-0"

- BRIDGE REFERENCE:**
- COMBO OF TREE LEG FOLIAGE & ASSORTED STONES/BRUSH/FLOWERS/ETC
 - PLANT TYPES: TBD [NATIVE TO SCOTLAND]
 - SEASON: EARLY FALL. COMBO OF GOLDEN & GREEN FOLIAGE

PAGE NUMBER:

A-024

STAGE:



BERKELEY REP THEATRE

PRODUCTION:

BRIGADOON

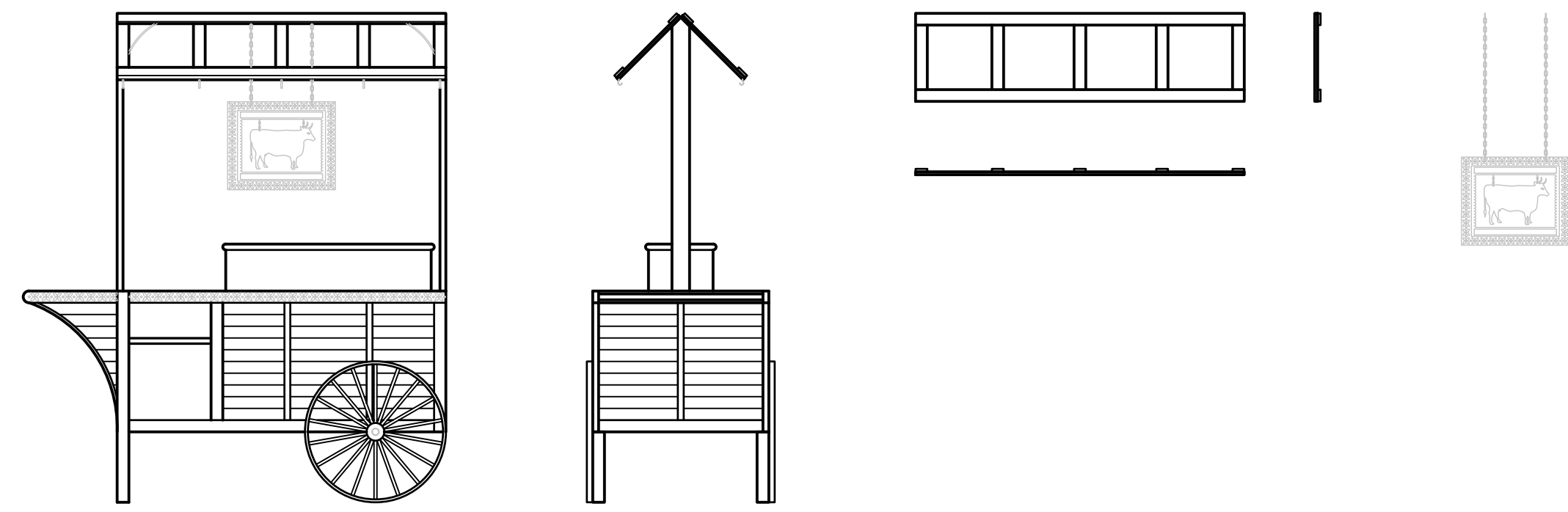
CONTENT:

| |
|---|
| BRIDGE CL SECTION & REFERENCES |
| NA |
| BOOK & LYRICS: ALAN JAY LERNER MUSIC: FREDERICK LOEWE |
| DESIGNER: MALLORY GABBARD |
| DATE: 06/03/21 |
| SCALE: 1/2" = 1'-0" OR AS NOTED |
| REVISED DATE: TBD |
| DRAWN BY: MALLORY GABBARD CELL: (512) 981-1800 |

DISCLOSURE:

THESE DRAWINGS REPRESENT VISUAL CONCEPTS AND CONSTRUCTION SUGGESTIONS ONLY. IT IS NOT THE DESIGNER'S RESPONSIBILITY TO DETERMINE STRUCTURAL APPROPRIATENESS OF ANY MATERIALS, METHODS, OR CONDITIONS. THE CLIENT IS RESPONSIBLE FOR OBTAINING ALL NECESSARY PERMITS AND APPROVALS. THE CLIENT IS ADVISED THAT THE DESIGNER'S LIABILITY IS LIMITED TO THE PROFESSIONAL ENGINEERING AND ARCHITECTURAL SERVICES PROVIDED. ALL DIMENSIONS SHOULD BE VERIFIED ON SITE AND ADJUSTED ACCORDINGLY.

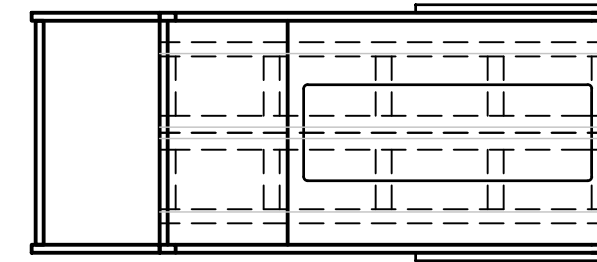
MALLORY GABBARD




REFERENCE:



MATERIAL DETAIL:
- SEE CONSTRUCTION
DETAILS & PAINT
REFERENCES IN
'PROPERTY PACKET:
CARTS'



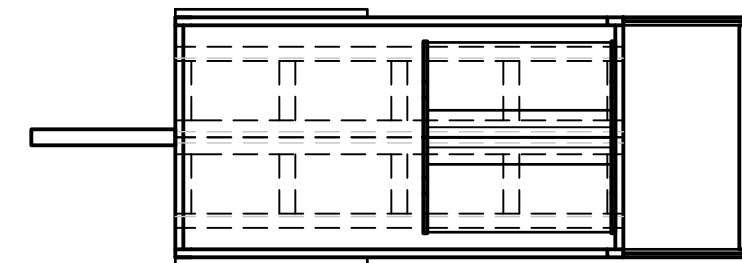
P01 CART 01: DAIRY
A25 SCALE: 1/2" = 1'-0"



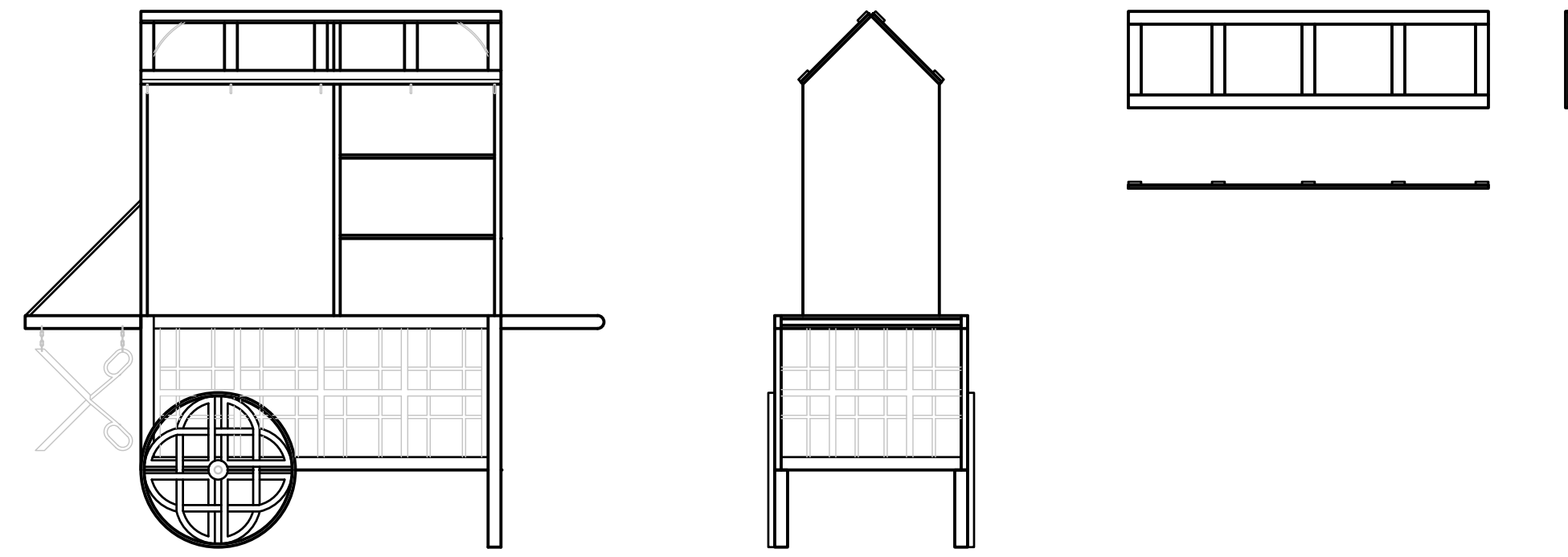
REFERENCE:



MATERIAL DETAIL:
- SEE CONSTRUCTION
DETAILS & PAINT
REFERENCES IN
'PROPERTY PACKET:
CARTS'



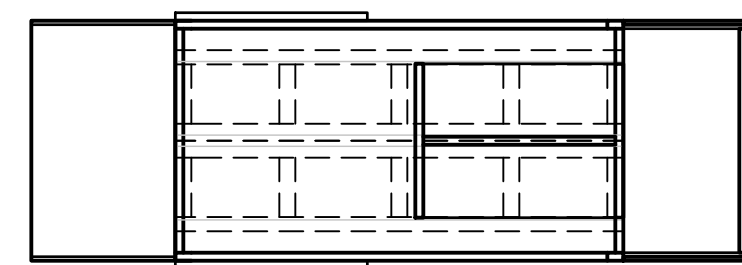
P02 CART 02: CANDY/SWEETS
A25 SCALE: 1/2" = 1'-0"



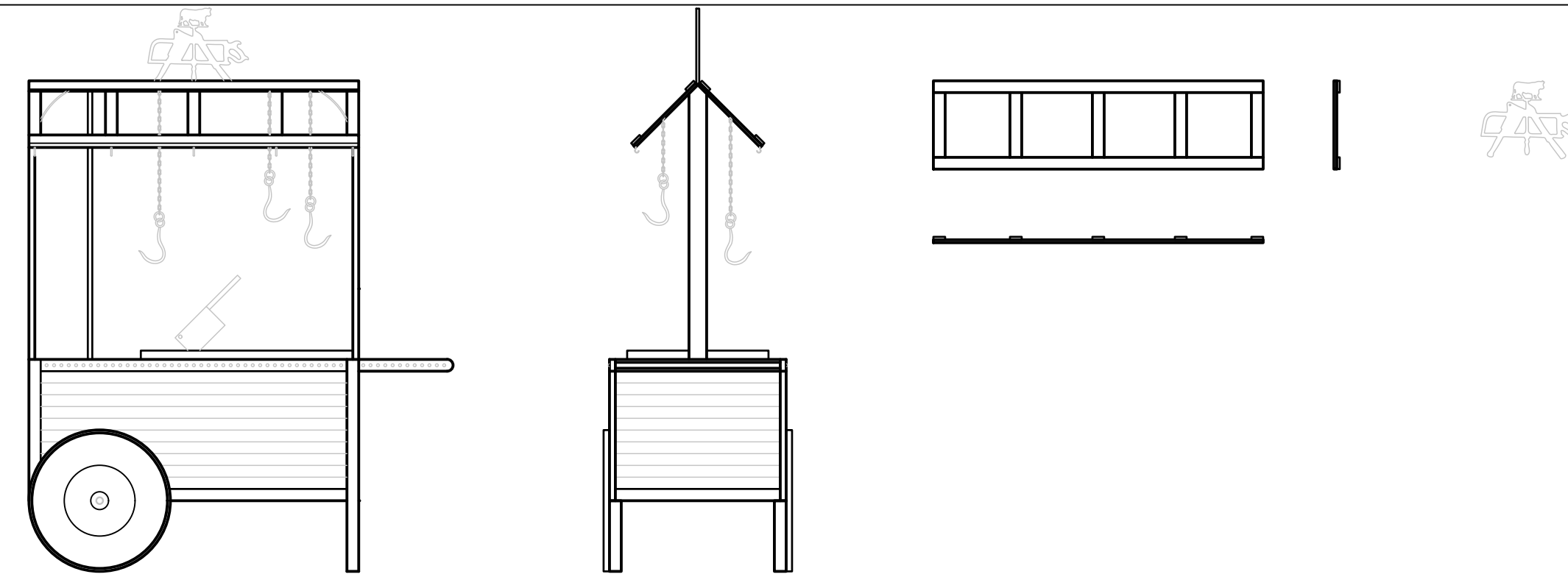
REFERENCE:




MATERIAL DETAIL:
- SEE CONSTRUCTION
DETAILS & PAINT
REFERENCES IN
'PROPERTY PACKET:
CARTS'



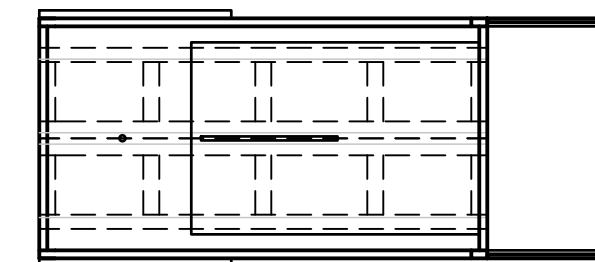
P03 CART 03: TEXTILES/FABRICS
A25 SCALE: 1/2" = 1'-0"



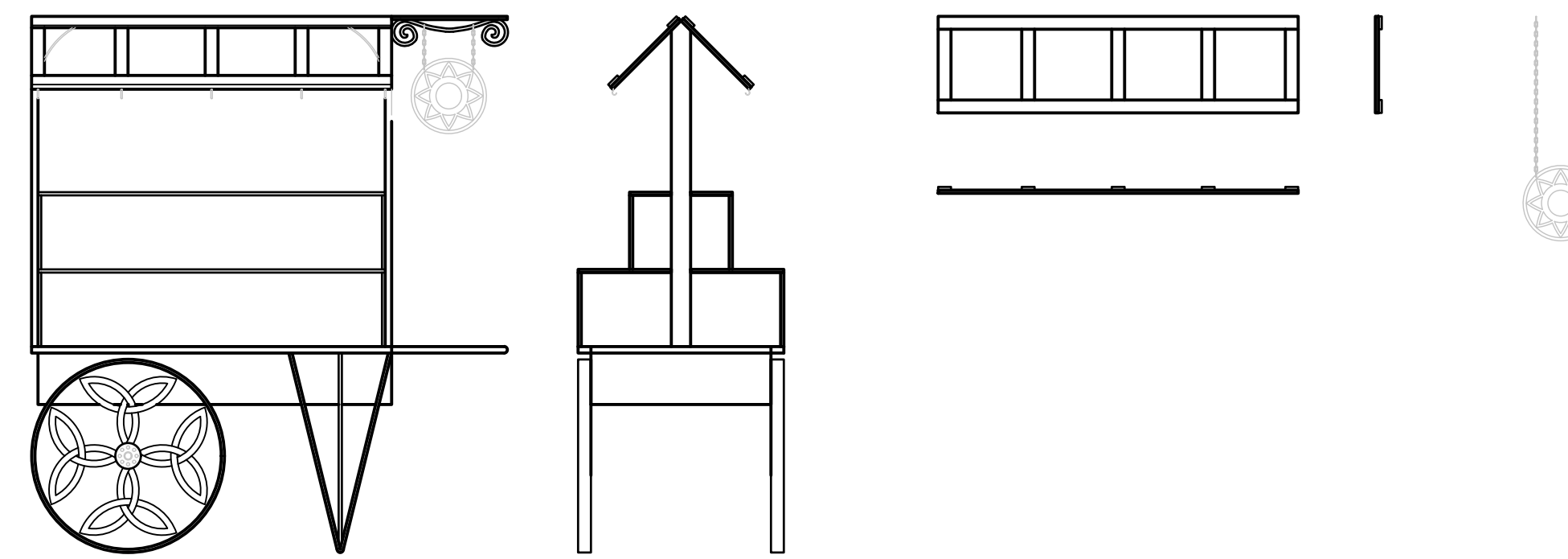
REFERENCE:




MATERIAL DETAIL:
- SEE CONSTRUCTION
DETAILS & PAINT
REFERENCES IN
'PROPERTY PACKET:
CARTS'



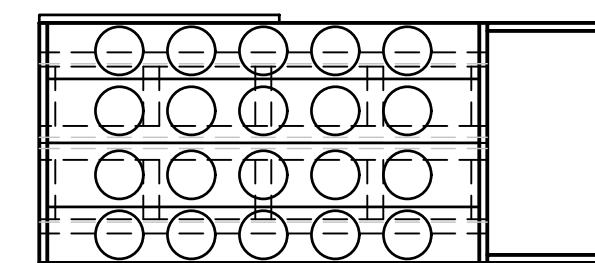
P04 CART 04: MEATS
A25 SCALE: 1/2" = 1'-0"



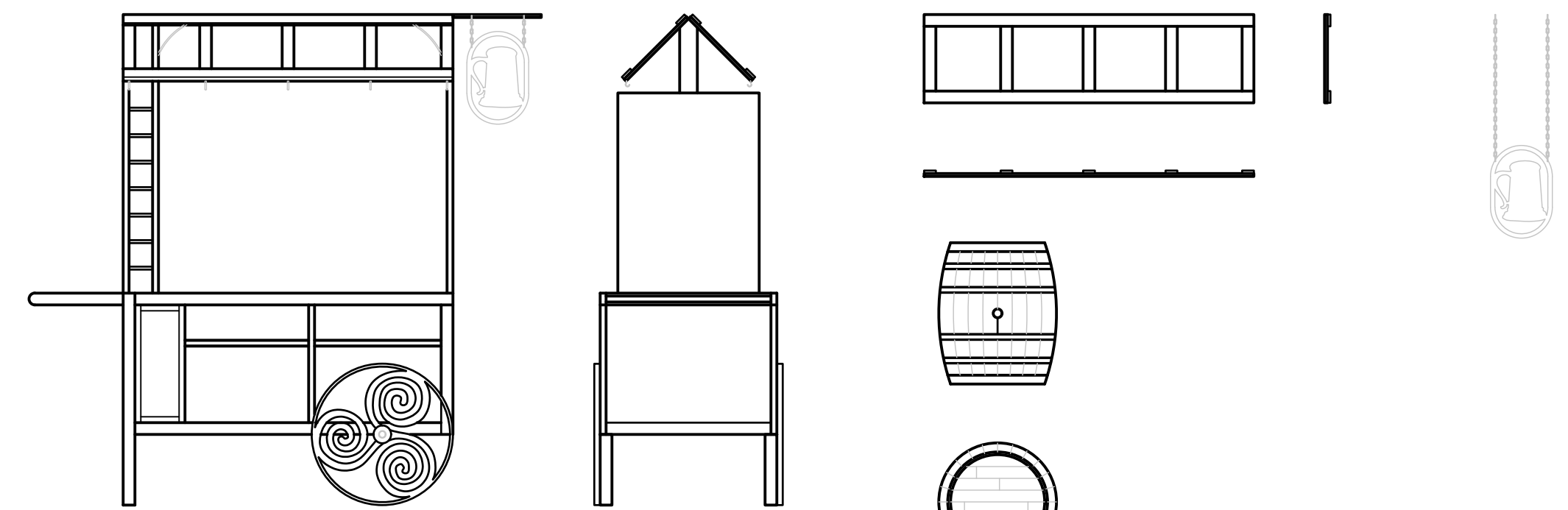
REFERENCE:




MATERIAL DETAIL:
- SEE CONSTRUCTION
DETAILS & PAINT
REFERENCES IN
'PROPERTY PACKET:
CARTS'



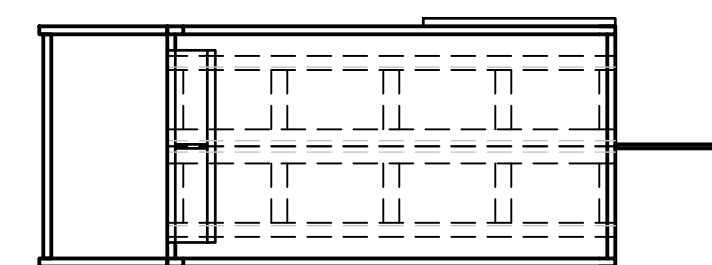
P05 CART 05: FLOWERS
A25 SCALE: 1/2" = 1'-0"



REFERENCE:



MATERIAL DETAIL:
- SEE CONSTRUCTION
DETAILS & PAINT
REFERENCES IN
'PROPERTY PACKET:
CARTS'

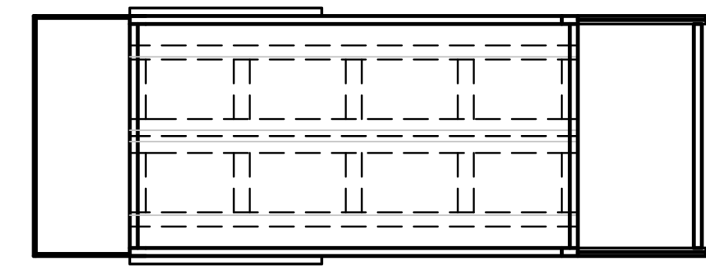
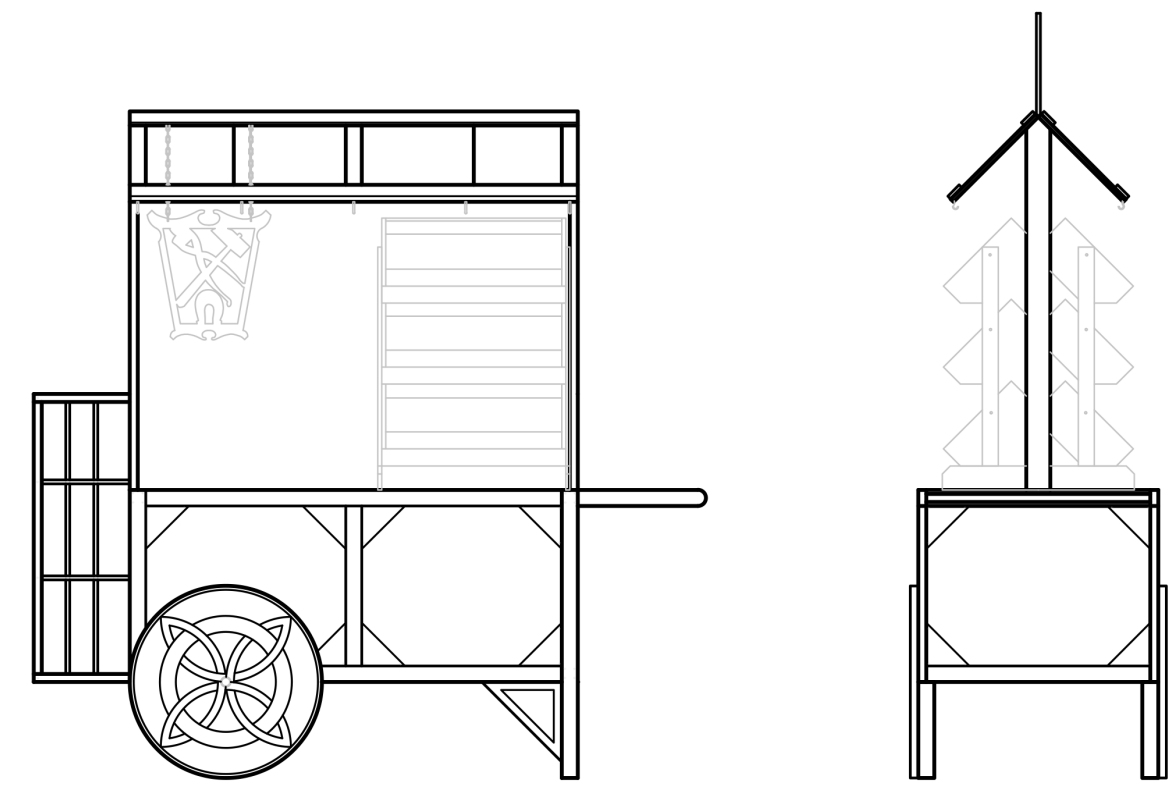


P06 CART 06: ALE
A25 SCALE: 1/2" = 1'-0"

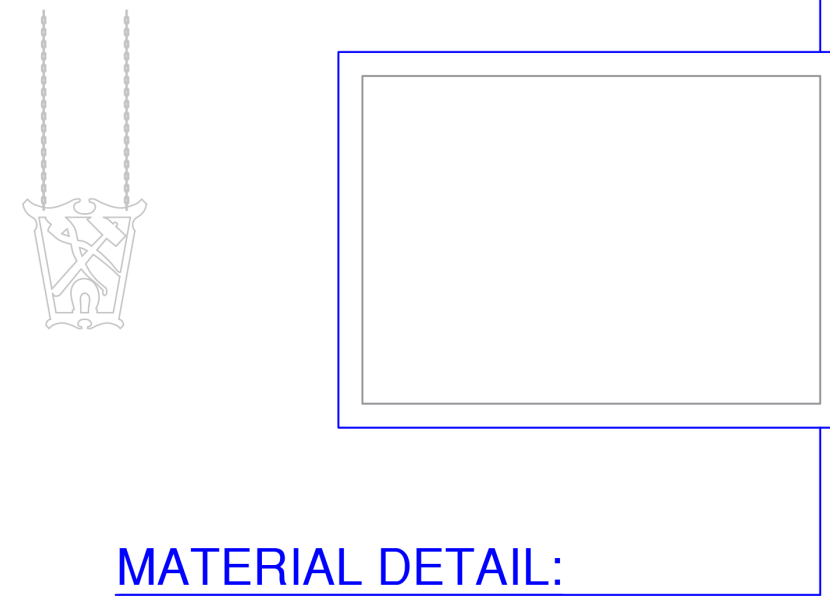
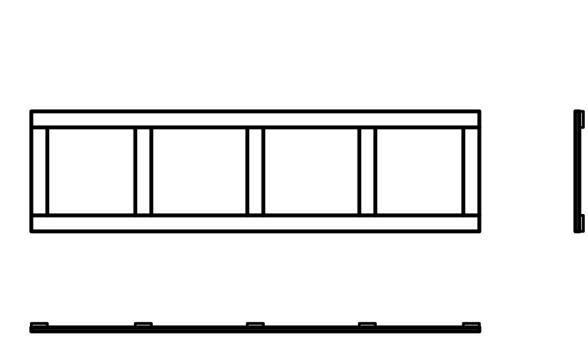
PROPS: MARKET CART REFERENCE 01-06
DIR: NA
BOOK & LYRICS: ALAN JAY LERNER | MUSIC: FREDERICK LOEWE
DESIGNER: MALLORY GABBARD
DATE: 06/03/21
SCALE: 1/2" = 1'-0" OR AS NOTED
REVISED DATE: 06/21/23
DRAWN BY: MALLORY GABBARD | CELL: (512) 981-9800

DISCLOSURE:

THESE DRAWINGS REPRESENT VISUAL CONCEPTS AND CONSTRUCTION SUGGESTIONS ONLY. IT IS NOT THE DESIGNER'S RESPONSIBILITY TO DETERMINE STRUCTURAL APPROPRIATENESS OF THIS DESIGN. THE DESIGNER HAS CONDUCTED VISUAL CHECKS FOR GENERAL APPEARANCE ONLY. ENGINEERING, CONSULTING, MANUFACTURING, OR USE OF THIS DESIGN FOR ANY OTHER PURPOSES IS UNAUTHORIZED. THE DESIGNER DOES NOT WARRANT THE ACCURACY OF THE INFORMATION PROVIDED HEREIN. THE DESIGNER SHALL NOT BE RESPONSIBLE FOR ANY ERRORS OR OMISSIONS IN THIS PROPOSAL. ALL DIMENSIONS SHOULD BE VERIFIED ON SITE AND ADJUSTED ACCORDINGLY.

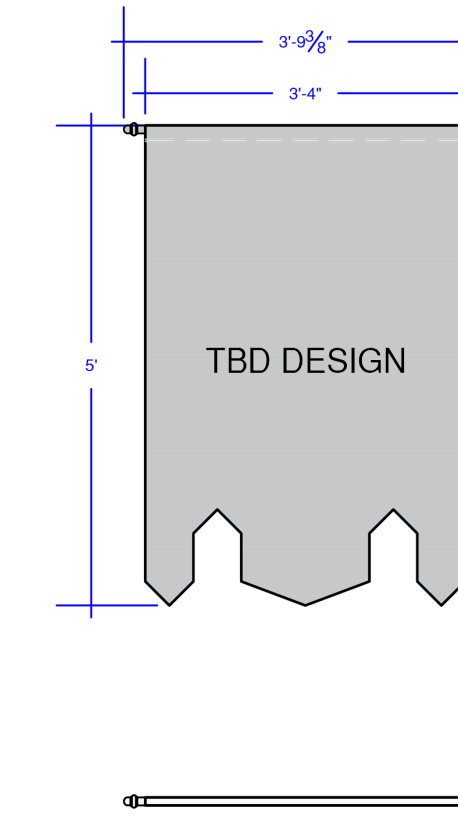
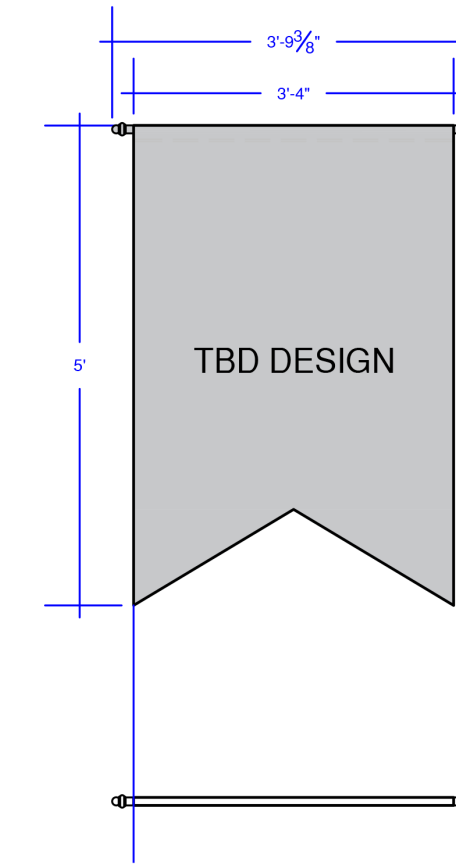
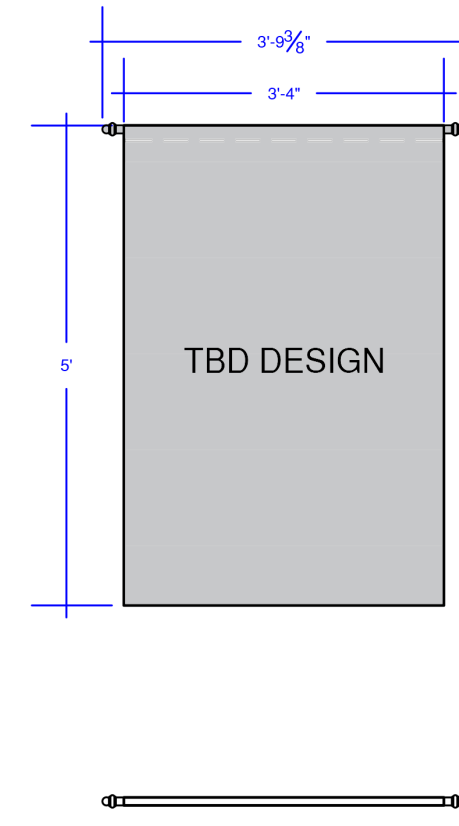


P07 CART 07: METAL WORK
SCALE: 1/2" = 1'-0"

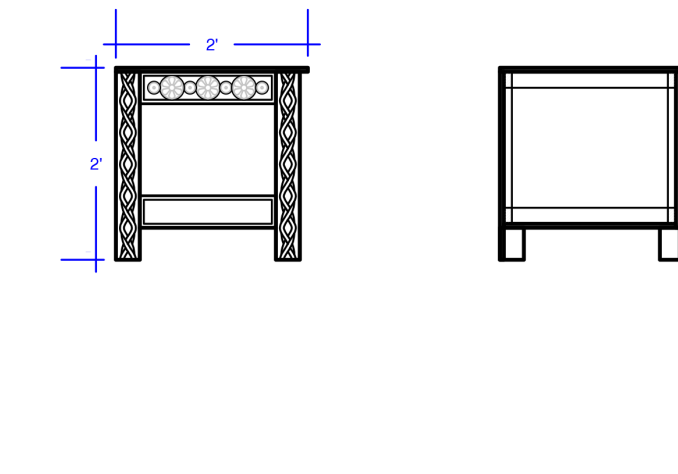
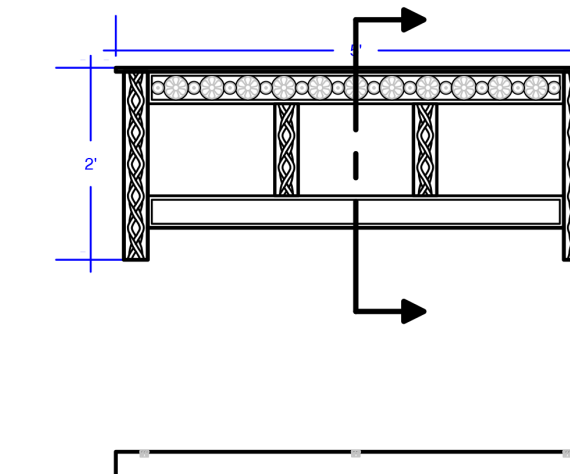
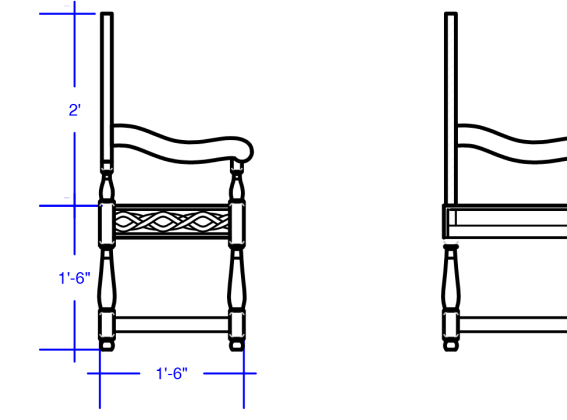
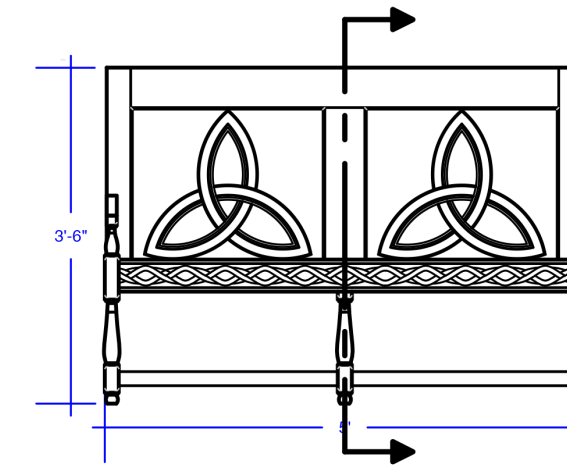
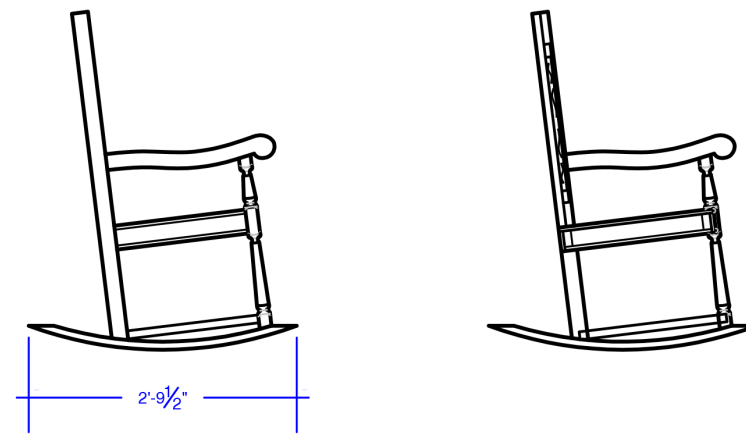
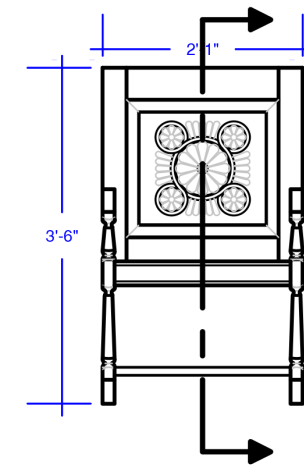


REFERENCE:

MATERIAL DETAIL:
- SEE CONSTRUCTION
DETAILS & PAINT
REFERENCES IN
'PROPERTY PACKET:
CARTS'



P08 CASTLE BANNERS
SCALE: 1/2" = 1'-0"



P10 ROCKING CHAIR
SCALE: 1/2" = 1'-0"



MATERIAL DETAIL:
- SEE CONSTRUCTION
DETAILS & PAINT
REFERENCES IN
'PROPERTY PACKET'
- MINI WAX RED
MAHOGANY #225

P11 LOVE SEAT
SCALE: 1/2" = 1'-0"

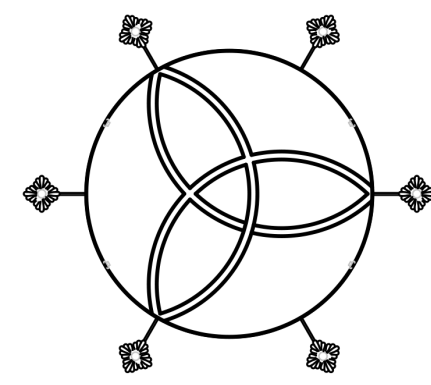
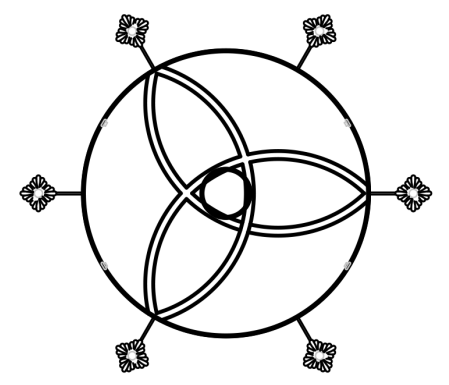
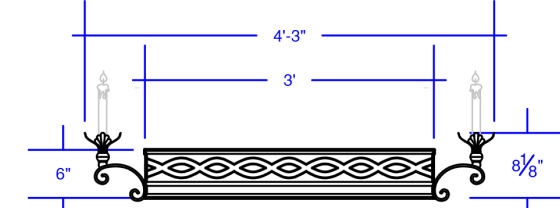
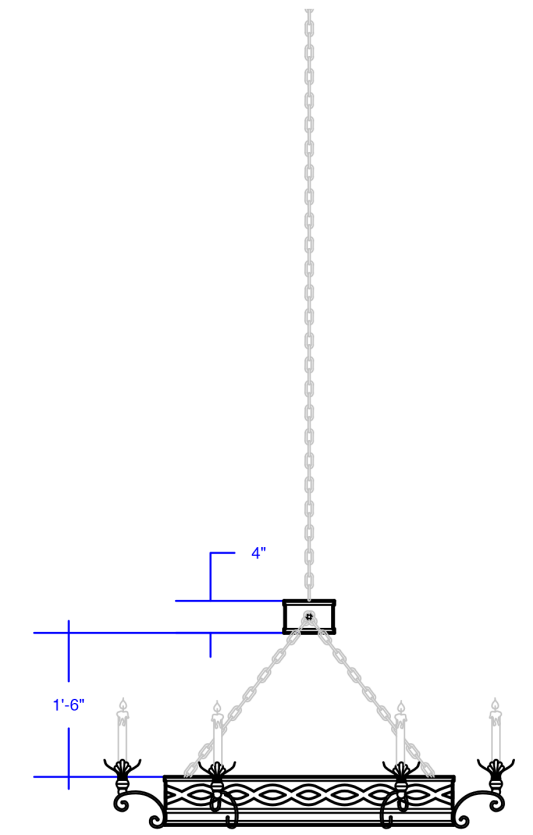


MATERIAL DETAIL:
- SEE CONSTRUCTION
DETAILS & PAINT
REFERENCES IN
'PROPERTY PACKET'
- MINI WAX RED
MAHOGANY #225

P12 HOPE CHEST
SCALE: 1/2" = 1'-0"

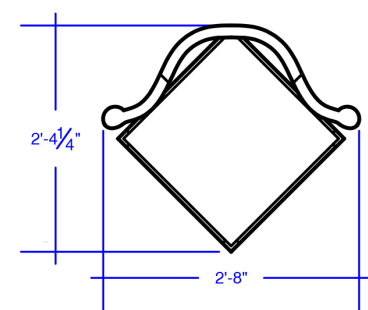
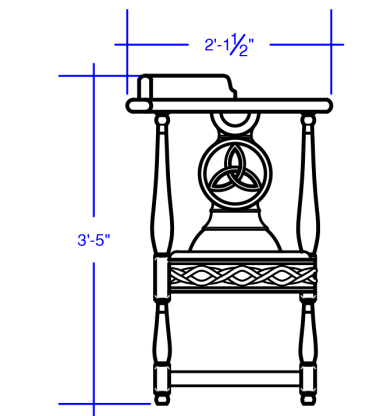



MATERIAL DETAIL:
- SEE CONSTRUCTION
DETAILS & PAINT
REFERENCES IN
'PROPERTY PACKET'
- MINI WAX RED
MAHOGANY #225



P09 CHANDELIERS [X2]
SCALE: 1/2" = 1'-0"

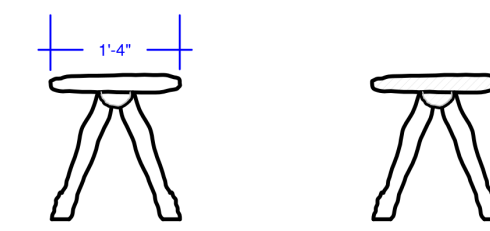
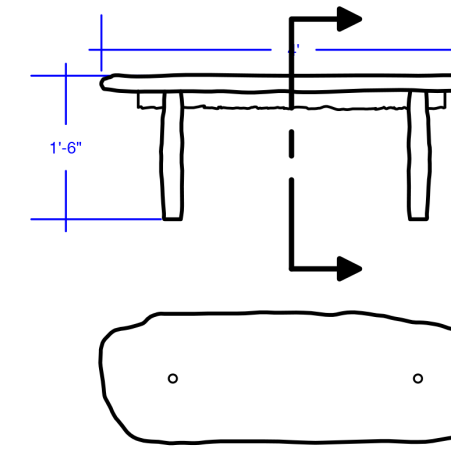
MATERIAL DETAIL:
- SEE CONSTRUCTION
DETAILS & PAINT
REFERENCES IN
'PROPERTY PACKET'
- WROUGHT IRON:
BLACK



P13 CORNER CHAIR
SCALE: 1/2" = 1'-0"



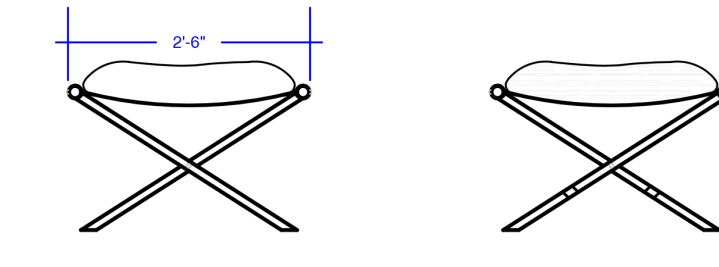
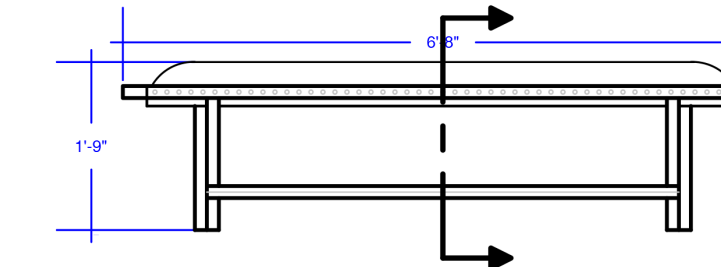
MATERIAL DETAIL:
- SEE CONSTRUCTION
DETAILS & PAINT
REFERENCES IN
'PROPERTY PACKET'
- MINI WAX RED
MAHOGANY #225



P14 RUSTIC BENCH
SCALE: 1/2" = 1'-0"



MATERIAL DETAIL:
- SEE CONSTRUCTION
DETAILS & PAINT
REFERENCES IN
'PROPERTY PACKET'



P15 COT
SCALE: 1/2" = 1'-0"

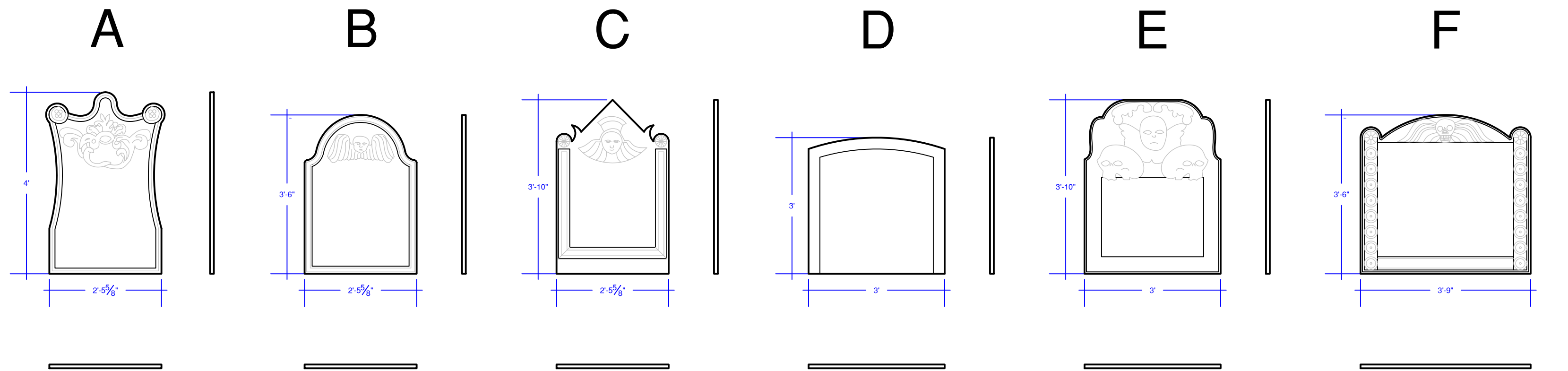


MATERIAL DETAIL:
- SEE CONSTRUCTION
DETAILS & PAINT
REFERENCES IN
'PROPERTY PACKET'



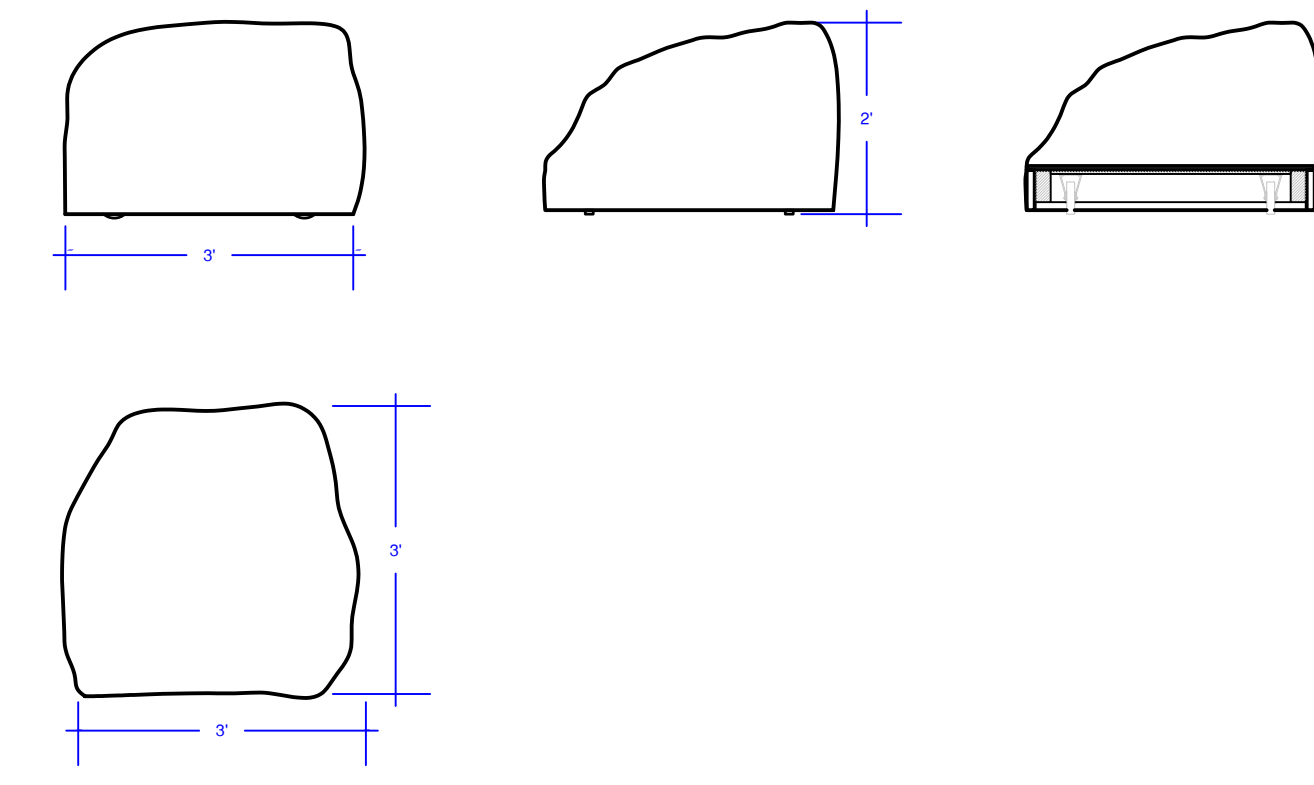
ASSORTED PROPERTY ELEVATIONS PLANS & REFERENCES
NA
DIRECTOR:
PLAYWRIGHT:
DESIGNER:
DATE:
SCALE:
REVISED DATE:
DRAWN BY:

THESE DRAWINGS REPRESENT VISUAL CONCEPTS AND CONSTRUCTION SUGGESTIONS ONLY. IT IS NOT THE DESIGNER'S RESPONSIBILITY TO DETERMINE STRUCTURAL APPROPRIATENESS OF ENGINEERING, CONSTRUCTION, HANDLING, OR USE OF THIS SCENERY. CLIENTS ARE URGED TO THOROUGHLY CHECK THE DRAWING AND IF NECESSARY, SEEK THE ADVICE OF AN ENGINEER. ANY ERRORS AND ADVISE OF CHANGES THAT THEY RECOMMENDED.
ALL DIMENSIONS SHOULD BE VERIFIED ON SITE AND ADJUSTED ACCORDINGLY.



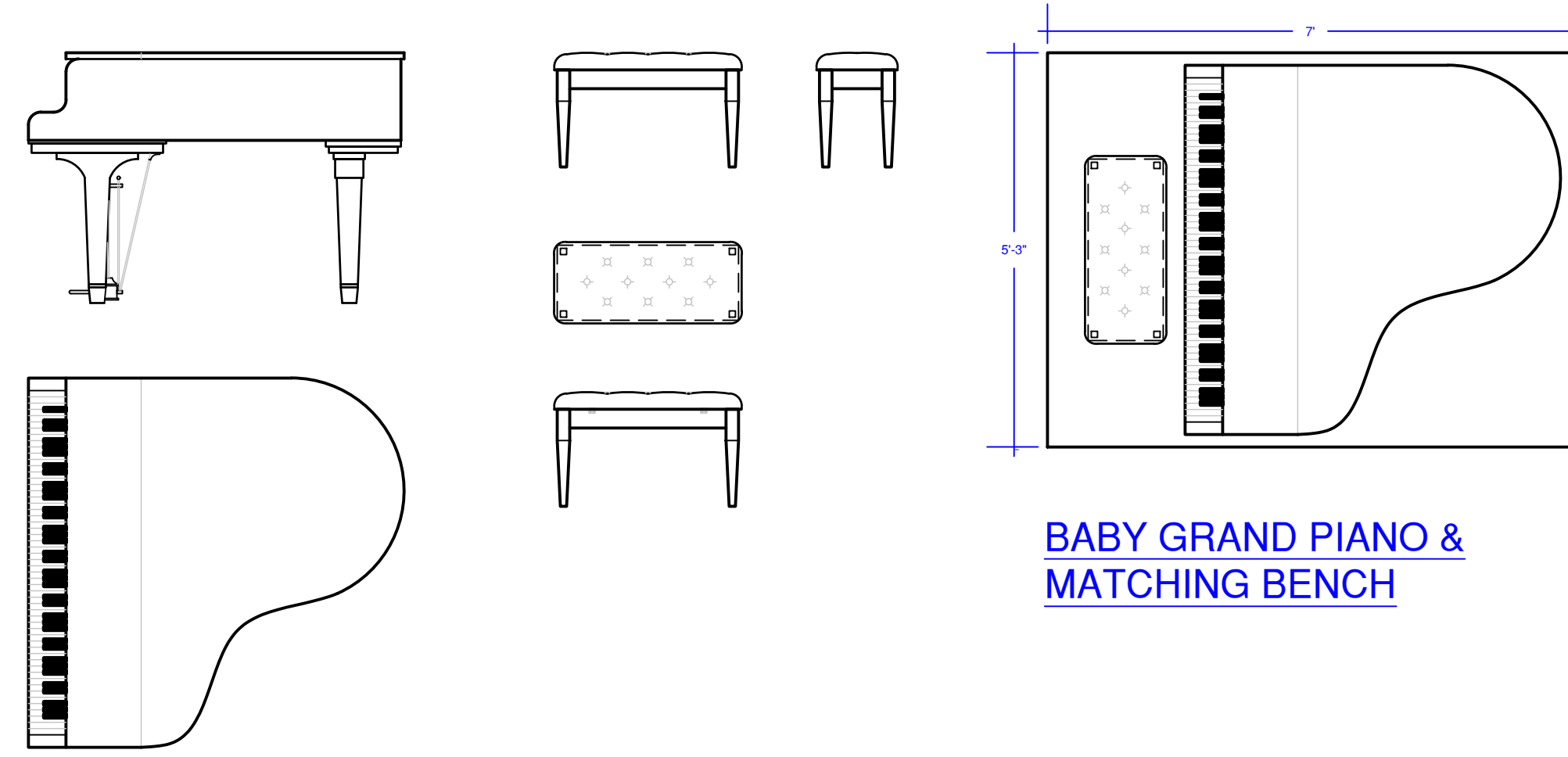
P16 A-F HEADSTONES
A27 SCALE: $\frac{3}{8}$ " = 1'-0"

MATERIAL DETAIL:
- SEE CONSTRUCTION
DETAILS & PAINT
REFERENCES IN
'PROPERTY PACKET'



P17 STONE SEAT
A27 SCALE: $\frac{3}{8}$ " = 1'-0"

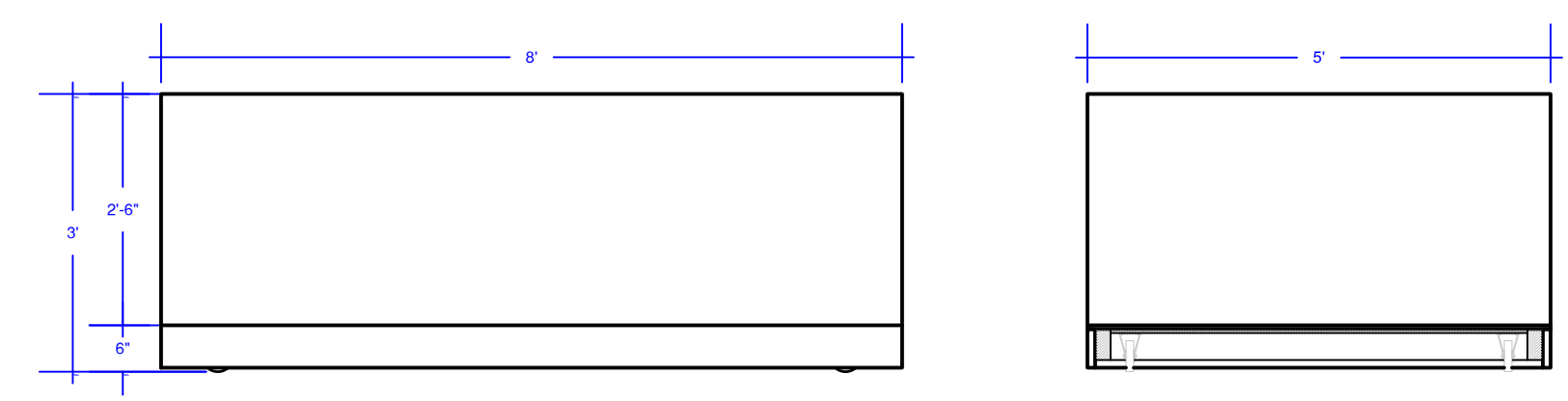

MATERIAL DETAIL:
- SEE CONSTRUCTION
DETAILS & PAINT
REFERENCES IN
'PROPERTY PACKET'



BABY GRAND PIANO & MATCHING BENCH

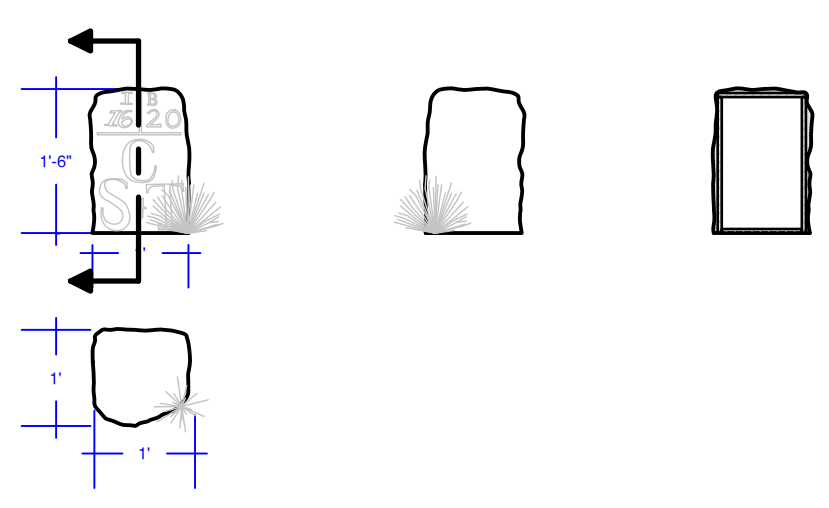

P18 PIANO & PIANO BENCH
A27 SCALE: $\frac{3}{8}$ " = 1'-0"

MATERIAL DETAIL:
- SEE CONSTRUCTION
DETAILS & PAINT
REFERENCES IN
'PROPERTY PACKET'



P20 CRASH PAD
A27 SCALE: $\frac{3}{8}$ " = 1'-0"

MATERIAL DETAIL:
- SEE CONSTRUCTION
DETAILS & PAINT
REFERENCES IN
'PROPERTY PACKET'



P19 STONE MILE MARKER
A27 SCALE: $\frac{3}{8}$ " = 1'-0"

MATERIAL DETAIL:
- SEE CONSTRUCTION
DETAILS & PAINT
REFERENCES IN
'PROPERTY PACKET'

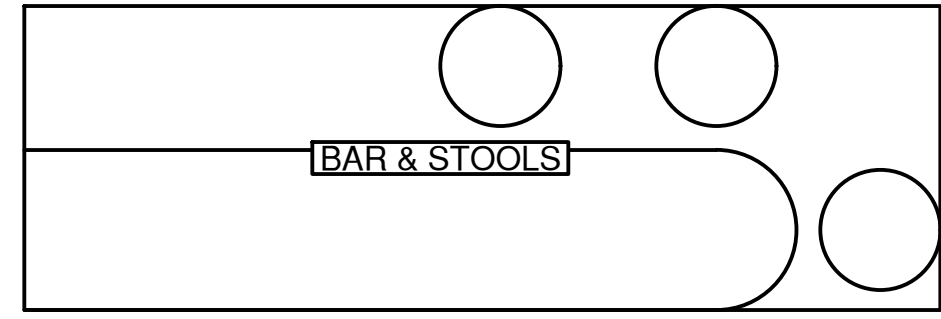
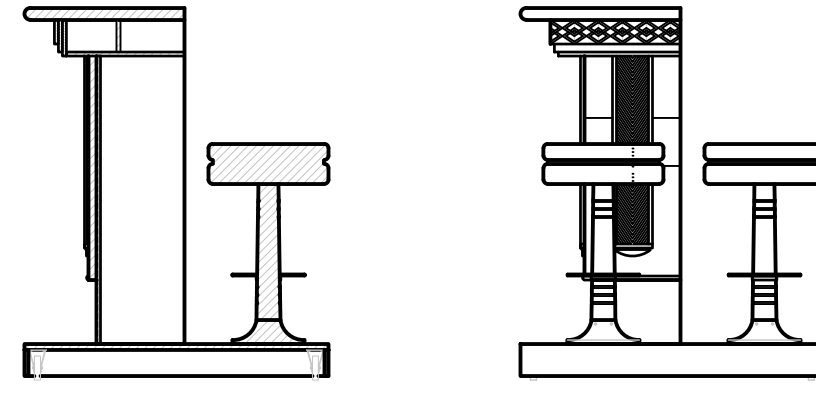
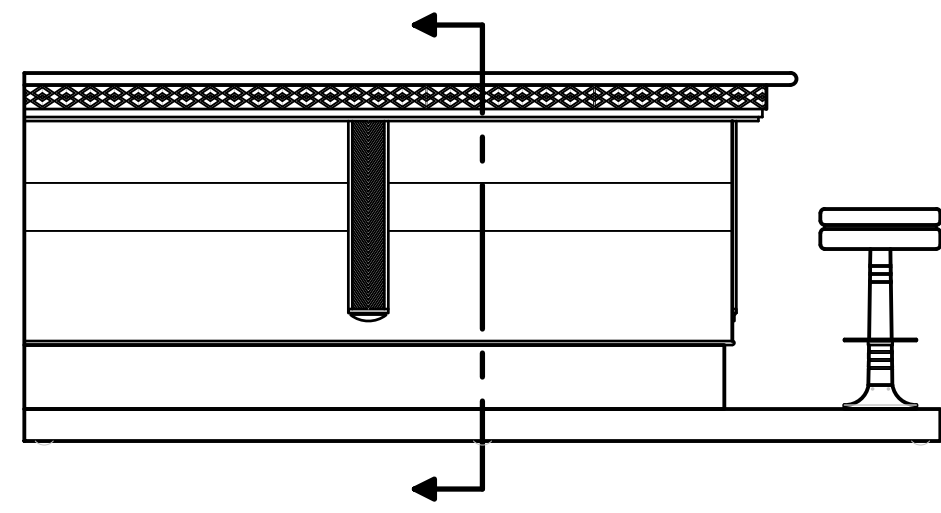


| |
|---|
| ASSORTED PROPERTY GPS/ELEVATIONS/PLANS & REFERENCES |
| CONTENT: |
| DIRECTOR: |
| PLAYWRIGHT: |
| DESIGNER: |
| DATE: |
| SCALE: |
| REVISED DATE: |
| DRAWN BY: |
| NA |
| BOOK & LYRICS: ALAN JAY LERNER MUSIC: FREDERICK LOEWE |
| MALLORY GABBARD |
| 06/03/21 |
| $\frac{3}{8}$ " = 1'-0" OR AS NOTED |
| 06/21/23 |
| MALLORY GABBARD CELL: (512) 981-5800 |

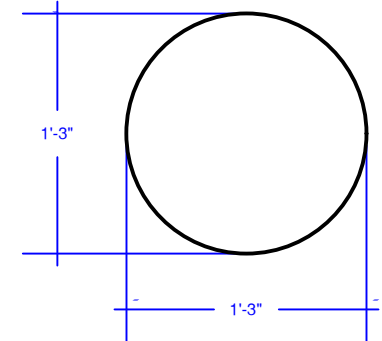
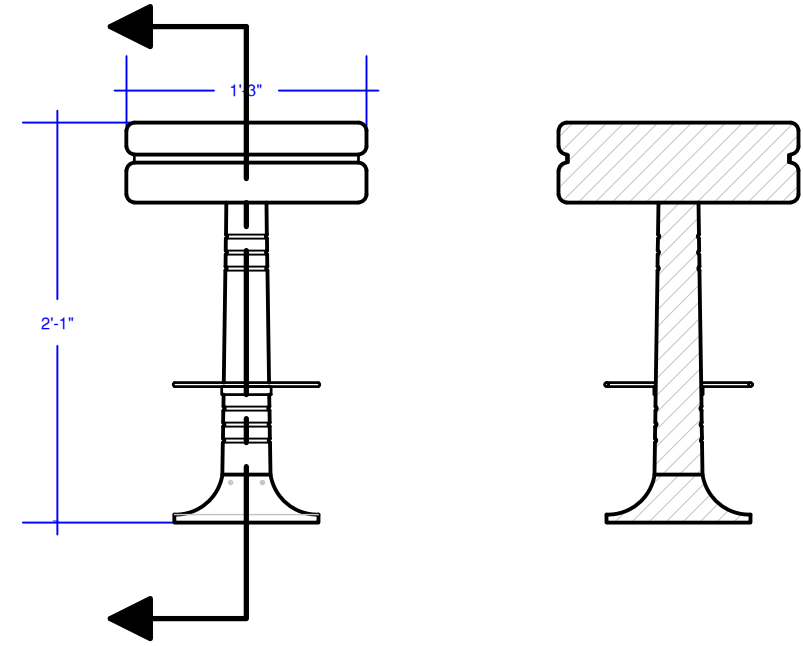
DISCLOSURE:

THESE DRAWINGS REPRESENT VISUAL CONCEPTS AND CONSTRUCTION SUGGESTIONS ONLY. IT IS NOT THE DESIGNER'S RESPONSIBILITY TO DETERMINE STRUCTURAL APPROPRIATENESS OF THIS TYPE OF CONSTRUCTION. CONSULT WITH AN ENGINEER FOR USE OF THIS SCHEME. ENGINEERING CONSULTATION, HANDLING OR USE OF THIS SCHEME IS NOT RECOMMENDED. CLIENTS ARE URGED TO CONSULT WITH AN ENGINEER AND ARCHITECT TO VERIFY THE VALUE OF CONSTRUCTION ENGINEERING. THE ENGINEER MUST ENSURE THAT ALL PROPOSALS ARE SOUND, CORRECTED ANY ERRORS AND ADVISE OF CHANGES THAT THEY RECOMMENDED.

ALL DIMENSIONS SHOULD BE VERIFIED ON SITE AND ADJUSTED ACCORDINGLY.

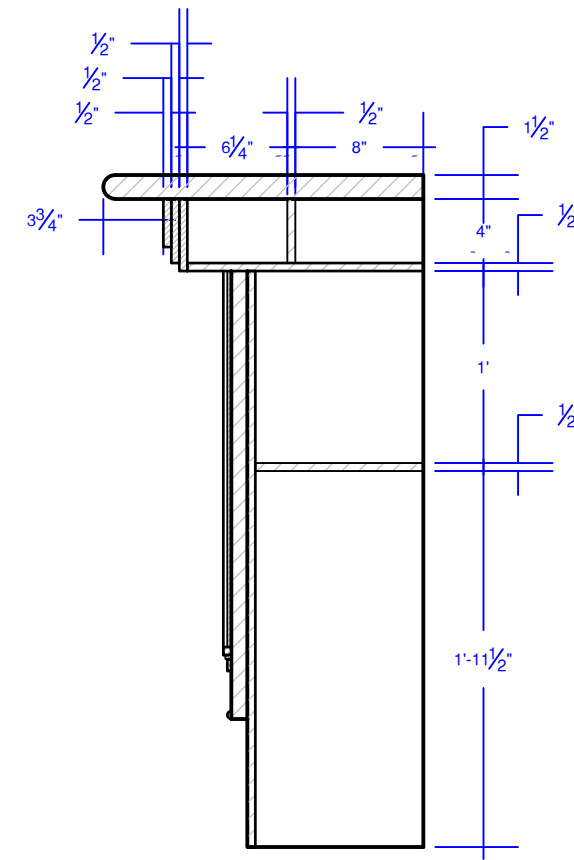



P21 BAR & BAR STOOLS
A28 SCALE: 3/4" = 1'-0"



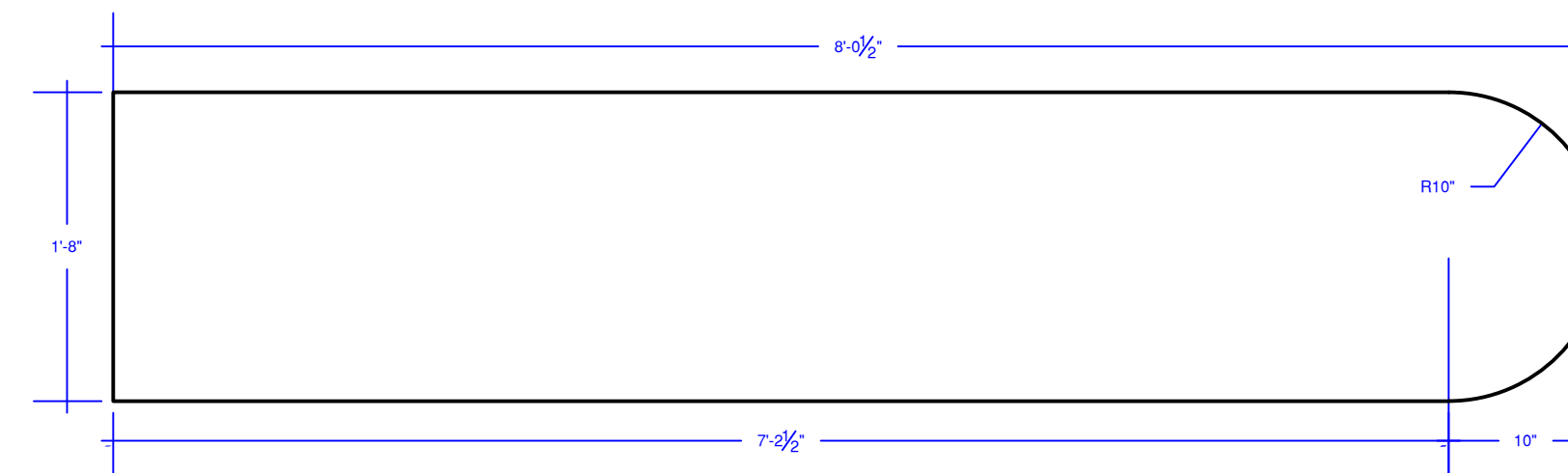
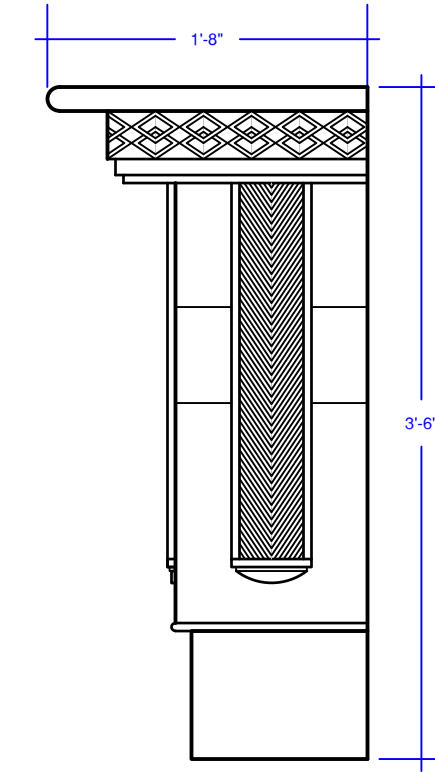
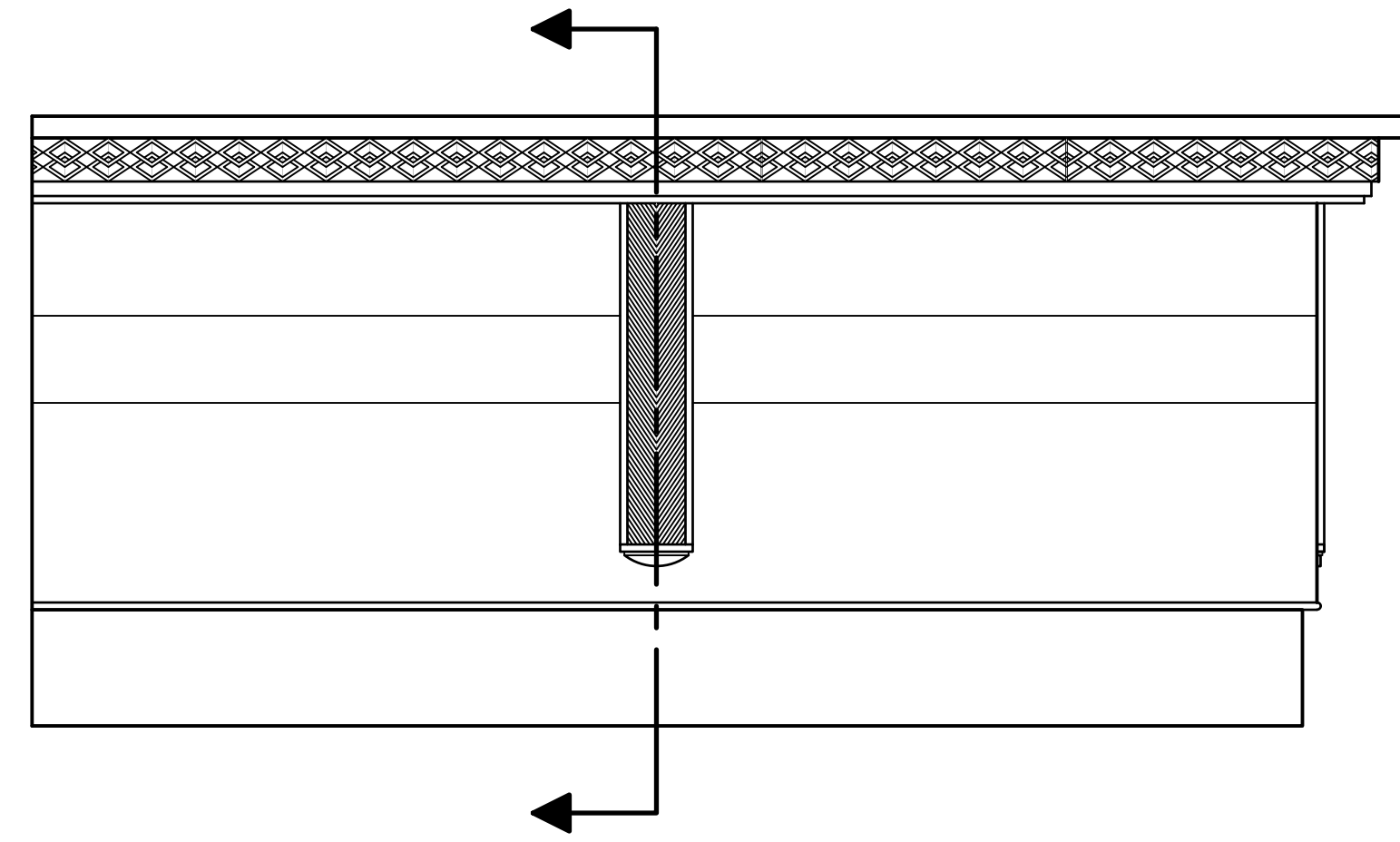
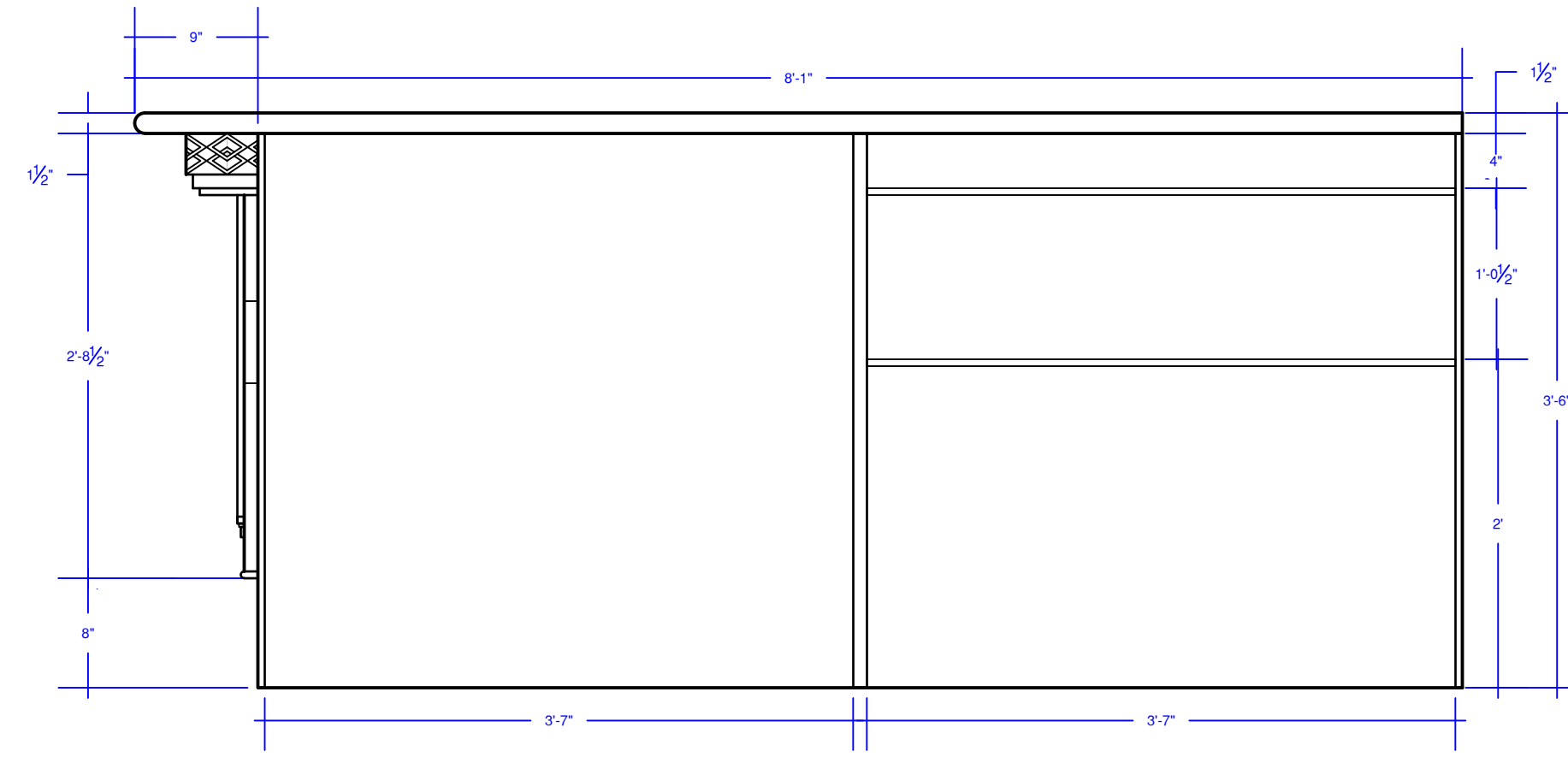
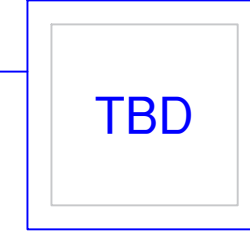
P21 STOOLS
A28 SCALE: 1" = 1'-0"

MATERIAL DETAIL:
- SEE CONSTRUCTION
DETAILS & PAINT
REFERENCES IN
'PROPERTY PACKET'



P21 BAR
A28 SCALE: 1" = 1'-0"

MATERIAL DETAIL:
- SEE CONSTRUCTION
DETAILS & PAINT
REFERENCES IN
'PROPERTY PACKET'



| | |
|---------------|---|
| CONTENT: | ASSORTED PROPERTY GPS/ELEVATIONS/PLANS & REFERENCES |
| DIRECTOR: | NA |
| PLAYWRIGHT: | BOOK & LYRICS: ALAN JAY LERNER MUSIC: FREDERICK LOEWE |
| DESIGNER: | MALLORY GABBARD |
| DATE: | 06/03/21 |
| SCALE: | 3/4" = 1'-0" OR AS NOTED |
| REVISED DATE: | 06/21/23 |
| DRAWN BY: | MALLORY GABBARD CELL: (512) 981-5800 |

DISCLOSURE:

THESE DRAWINGS REPRESENT VISUAL CONCEPTS AND CONSTRUCTION SUGGESTIONS ONLY. IT IS NOT THE DESIGNER'S RESPONSIBILITY TO DETERMINE STRUCTURAL APPROPRIATENESS OF THIS DESIGN. THE DESIGNER'S RESPONSIBILITY IS LIMITED TO THE DESIGN AND CONSTRUCTION OF THE SCENIC DESIGN ELEMENTS. THE DESIGNER DOES NOT WARRANT THE ACCURACY OF THE INFORMATION PROVIDED HEREIN. THE DESIGNER IS NOT RESPONSIBLE FOR ANY ERRORS OR OMISSIONS IN THIS DRAWING. THE DESIGNER IS NOT RESPONSIBLE FOR ANY CHANGES TO THE DESIGN OR CONSTRUCTION OF THE SCENIC DESIGN ELEMENTS THAT ARE NOT SHOWN IN THIS DRAWING. THE DESIGNER IS NOT RESPONSIBLE FOR ANY CHANGES TO THE DESIGN OR CONSTRUCTION OF THE SCENIC DESIGN ELEMENTS THAT ARE NOT SHOWN IN THIS DRAWING. THE DESIGNER IS NOT RESPONSIBLE FOR ANY CHANGES TO THE DESIGN OR CONSTRUCTION OF THE SCENIC DESIGN ELEMENTS THAT ARE NOT SHOWN IN THIS DRAWING. ALL DIMENSIONS SHOULD BE VERIFIED ON SITE AND ADJUSTED ACCORDINGLY.

